

بِسْمِ اللّٰهِ الرَّحْمٰنِ الرَّحِیْمِ

طَلَبُ الْعِلْمِ فَرِيضَةٌ عَلَى كُلِّ مُسْلِمٍ

[Ibnu Maajah : 224, Anas رضي الله عنه]

Seeking knowledge is obligatory for every Muslim.

# دینیات

## DEENIYAT

**First Year** (English)

**Third Edition**

**Sha'banul Mu'azzam 1431 Al Hijri - July 2010**

|  |                        |
|--|------------------------|
| Compiler   | مرتب                   |
| <b>AHEM</b><br>Charitable Trust  | الاهم<br>چیریشیمل ٹرسٹ |
| <b>Contact</b> : Idara-e-DEENIYAT, Opp. Maharashtra College,<br>Bellasis Road, Mumbai Central, Mumbai - 4000 08<br><b>Tel.</b> : 022 - 23051111 • <b>Fax</b> : 022 - 23051144<br><b>Website</b> : www.deeniyat.com • <b>E-mail</b> : info@deeniyat.com |                        |

دینیات  
DEENIYAT

Name of Student : .....

Residential Address and Phone No.: .....

Address of Madrasah : .....

Class : .....

# Preface

Islaam is the religion that conforms perfectly to human nature and hence a complete code of life. It guides a person at every turn of his life, whether it concerns his public or private life — being engrossed in worship, business, his moments of joy and grief. There is not a single aspect of man's life about which Islam does not offer complete guidance.

In fact a person can be successful only when he lives his whole life in conformity with the teachings of Islam. It is for this reason that Nabi Muhammad ﷺ has made it obligatory for every Muslim individual to seek as much knowledge as is necessary for him. **He said, “Seeking knowledge is obligatory for every Muslim.”**

[Ibnu Maajah : 224, Anas رضي الله عنه]

Nabi Muhammad ﷺ also specified that the teachers and students of Deen are the best of people from the Ummah. **He said, “The best of you are those who learn the Qur'aan and teach it.”**

[Bukhaari : 5027, Uthmaan Bin Affaan رضي الله عنه]

Furthermore, the people of knowledge have been given the responsibility of teaching people without knowledge. **He also emphasised, “Acquire knowledge and teach it to the people.”**

[Shu'abul Imaan : 1742 , Abu Bakr رضي الله عنه]

Therefore, the scholars and reformers of the Ummah from the time of the Sahabah رضي الله عنهم and during every era after them exerted themselves to educate the masses about the Deen and made untold sacrifices to spread it. It is because of their sacrifices that we have the Deen before us today in its pure form and we also have the names of Allaah and His Messenger ﷺ on our tongues. May Allaah grant them the best of rewards on our behalf and on behalf of all Muslims. Aameen.

What we need to focus upon is how to get our children to remain steadfast upon the Deen. How will they become dedicated to fulfil the commands of Allaah Ta'aala? It is evident that

according to the system of Allaah , this will be established only with a whole-hearted effort. The Deen will remain alive in the lives of our future generations if we make a progress in that direction. It is therefore our religious and parental duty to concern ourselves with the Deen and Imaan of our children and to get them to practise upon the teachings and directives of the Deen.

The easiest and most effective manner of fulfilling this responsibility during these times is the one employed by our seniors who established the institutions of Makaatib and Madaaris which serve as fortresses for the protection of the Deen as well as the bases to spread it world-wide. Such institutions need to be established everywhere and run efficiently with the best of syllabi. An awakening of Deen will occur and an environment of knowledge and religiousness will develop. This will serve to safeguard the Deen in the lives of our future generations.

The Deeniyyat Institute has started a humble effort in this direction to promote a systematic syllabus for the Makaatib. Using the name Deeniyyat as a title to the series, syllabi have been prepared for children and for adult men and women. The children's syllabus has been divided into the following three categories: ① Primary ② Secondary ③ Advanced.

Apart from the Zero Course, the primary course runs for a period of five years. This includes completion of the Qur'aan together with the important aspects of Deen. You have in your hand the syllabus for the first year, which includes the same sequence of the heading and subjects as in the previous years. The introduction of the syllabus and its features have been elaborated in the text book of the first year. it can be referred to whenever required.

Our Du'aa to Allaah is to accept this humble effort and to create unity, steadfastness and sincerity within every person involved in this effort. (Aameen)

# Introduction to the Syllabus

This syllabus has five main subjects

- 1 **Qur'aan** 2 **Hadeeth** 3 **Aqaa'id (Beliefs) Masaa'il (Rules)** 4 **Islaamic Upbringing** 5 **Language**

- |   |  |
|---|--|
| <input type="radio"/> Qur'aan                                 | Nooraani Qaa'idah / Qira'atul Qur'aan with the : implementation of the rules of tajweed and Hifdhus Surah. |
| <input type="radio"/> Hadeeth                                 | : Du'aa and Sunnah and Hifdhul Hadeeth.  |
| <input type="radio"/> Aqaa'id (Beliefs), and Masaa'il (Rules) | : Aqaa'id (Beliefs), Salaah, Al-Asmaa-ul-Husna and Masaa'il (Rules) .                                      |
| <input type="radio"/> Islaamic Upbringing                     | : Islaamic Knowledge, Speech and Du'aa, Seerah and Deen Made Easy.   |
| <input type="radio"/> Language                                | : Arabic, Urdu.  |

|   |  |
|---|--|
| <b>Topics to be Taught Throughout Year:</b> | Nooraani Qaa'idah / Qira'atul Qur'aan : with the implementation of the rules of tajweed and Hifdhus Surah. |
|---|--|

**Together with the above the remaining topics need to be taught as follows:**

|                                  |  |
|----------------------------------|--|
| <b>In the First Five Months:</b> | Du'aa and Sunnah, Aqaa'id (Beliefs), Salaah, Islaamic Knowledge, Speech and Du'aa, Arabic and Urdu |
|----------------------------------|--|

|                                  |   |
|----------------------------------|---|
| <b>In the Second Five Months</b> | Hifdhul Hadeeth, Al-Asmaa-ul-Husna, : Masaa'il (Rules), Seerah, Deen Made Easy and Urdu . |
|----------------------------------|---|

## *Special Features of this Syllabus*

- This is a one year concise syllabus to be taught regularly for an hour in the presence of a teacher, If a student studies for one hour daily along with his school activities he will be able to learn the important basics of Deen.
- Special attention has been given to teach the essentials of Deen and those aspects that occur on a daily basis during the first five months . If a student perchance happens to leave after a few months he will not be deprived of the basic essentials of Deen.

- In order to create eagerness in the children special consideration has been given to practical benefits on a daily basis which will motivate parents to send their children to the maktab and the problem of leaving in between will be solved to a great extent.
- For students to understand and study with zeal and enthusiasm an explanatory definition and a few words of encouragement have been given before each topic and under the title “Guidelines for the teacher” the method of teaching that topic has been explained.
- This syllabus is designed in such a manner that the day and month of every lesson has been stipulated so that together with the teacher, the parents are aware of the progress of the child. This will ease the important aspect of supervision and weak areas can be addressed accordingly.
- To create interest and love of Allaah Ta’aala and Nabi Muhammad ﷺ a poem in praise of Allaah Ta’aala (hamd) and a poem in praise of our Nabi ﷺ (Na’at) has been included at the beginning of each book.
- The Nooraani Qaa'idah that has been revised by the Da'watul Haqq Committee in Hardoi (India) has been included in the syllabus together with necessary and beneficial notes. When arranging the lessons, consideration has been given to ensure that the rules discussed in every lesson have some relationship with those discussed in the previous lesson. For this reason, some lessons appearing in the original Nooraani Qaa'idah have been rearranged. Furthermore, the language use to explain the rules of tajweed has also been simplified.
- In this syllabus students are taught to perform salaah practically from the very beginning so that from a young age they begin to perform salaah correctly, according to the sunnah.

- To create courage in the students for addressing a gathering on any Deeni topic without hesitation, a speech and Du'aa have been included in this syllabus.
- To create the love and complete obedience of our Nabi ﷺ the topic of seerah ( the life history of Nabi Muhammad ﷺ ) has been included in the syllabus in a question and answer form.
- For the Islaamic upbringing of the students a simple explanation of the Ahadeeth given in Hifdhul Hadeeth have been given under the topic "Deen made easy". This will create an enthusiasm and eagerness in the students to practice the whole of Deen. Moreover the students will become aware that besides Imaaniyaat (Islaamic beliefs) and Ibaadaat (acts of worship) Mu'aamlaat (Business dealings), Mu'aasharah (Social life) and Akhlaakiyaat (Good character) are important branches of Deen.
- At the end of the book questions related to each topic are given on a monthly bases for revision purposes.
- All the subject matter in the syllabus has been sourced from authentic references, using the third edition of *Al Maktabatush Shaamilah*. Where reference could not be made to *Al Maktabatush Shaamilah*, reference has been made to the original book with a "B" sign next to it.


### ***The Method of Teaching this Syllabus***

This syllabus has been designed to be taught with a method of teaching without which maximum benefits cannot be derived. It is therefore necessary to bear the following guidelines in mind while teaching it:

- An hour has to be allocated everyday for teaching it.
- A few days are to be spent at the beginning of the year to arrange the students into groups and explain to them how to study the book properly. This time should also be used to highlight the virtues of the subjects to be taught so that the students may learn with enthusiasm.

- It is very important that the entire syllabus be taught on a collective basis, phrase by phrase. Therefore, the teacher will first recite “الْحَمْدُ لِلَّهِ”, after which the students will collectively repeat the words. Thereafter, the teacher will recite “رَبِّ الْعَالَمِينَ”, after which the students will again repeat the words collectively. Inshaa Allaah , it will become easy for the students to learn when they have repeated the lessons several times.
- In this syllabus days and months are allocated for teaching the lessons. As there are four to five holidays in a month, twenty-five to twenty-six days are left for study, out of which twenty days are reserved for teaching and the last four to five days for revision. This revision covers the lessons of the current month as well as those of the previous months.
- Months and days have been specified in the timetable for each lesson. One needs to make an effort to adhere to the days and months when completing the lessons. When the last lesson for the month has been completed, make a note of the date, sign your initials in the column provided and have the parent or guardian of the child also sign in acknowledgement.
- If a subject for the month has been completed before the end of the month, the remaining time may be used for another subject so that all subjects for the month may be completed in the same month.
- While teaching the subjects of the second five months, revision should also be done of the work completed during the first five months. For example, revision of the Du'aas and Sunnah may be done during the revision of the Ahadeeth that have been memorised. Similarly, revision of Aqaa'id may be done with the revision of Al-Asmaa-ul-Husna and revision of Salaah may be done with the revision of Masaa'il.



- 
- The definition of a subject is neither the literal nor technical meaning of the subject, but a broad and commonly understood meaning to introduce it to the students in a manner they can understand properly. It is therefore important to read this definition to the students daily when alternating between subjects or to have one of them read it aloud.
  - During the days of revision, one should encourage the students so that they realise the importance of every subject and learn with enthusiasm. A few Qur'aanic verses and Ahadeeth have been included to provide encouragement, together with a few words of explanation. These may be recited to provide encouragement, but more time should not be taken for explanations. The students may, however, be asked a few questions only to ascertain whether they have understood. For example, after reading the words of encouragement in Nooraani Qaa'idah a student may be asked, during the Qur'aanic recitation, "What reward do we get by reciting the Qur'aan and remembering Allaah ?"
  - Questions concerning every month's work have been given at the end of the book. These may then be posed to the students once they have completed revision of the month's work.
  - There is a chart given at the end of the text book to check the attendance of the Salaah. Mark appropriately in the square as suggested. There is another chart for the monthly attendance of the students, their absence and fees. At the end of every month write details about the teaching days, attendance, absence and fees. Put your signature here and ask the students to get it signed by their parents.
  - While revising the work of the students who have been absent from class, check first if the lesson will be repeated ahead. If so, then it will be covered then. However, if the lesson will not be repeated ahead or the lesson is such that future lessons cannot be understood without it, then the student needs to be taught individually by the teacher or by a competent student.

If understanding the future lessons does not depend on the missed lesson, the lessons may continue as normal with the entire class to maintain the system. The missed lesson can then be taught during the time allocated for revision.

- If the students are coming to study for two hours, let them occupy the rear seats and get busy with either the exercise of the lessons of the Nooraani Qaa'idah under the supervision of the teacher or just learning the other surahs in addition to what is prescribed in the course. In this manner they will be able to memorise some part of the Qur'aan along with the school studies.
- If one needs to teach several classes within the hour, one class will be taught first, after which a capable student from the same class will be given the task of teaching something to the class to keep them busy. The next class may then be taught for a while, after which someone from them will continue teaching as was done with the first class. In this manner, each class will be taught in turns by the teacher and then by a selected student.
- Group formation is necessary even while checking the lessons of different classes. Listen to the lesson of each group separately . The way to do this is that in each group the students should read out the lessons little by little daily in order to enable all the students of the group to listen. The errors pointed out and corrected in a lesson should be clear enough for all the students to note.
- If some students in a class are ahead of others in a lesson of the Qur'aan. Teach less to the student in the lead but more to the one behind. While teaching a student, let all the other students open the same lesson. For example, if a student has his lesson in the third juz, the second one in the seventh juz and the third one in the eleventh juz. While teaching three lines to the student in the eleventh juz all the students should also open the eleventh juz. While teaching five lines to the student in the seventh juz all the students should also open the seventh juz. Similarly while teaching seven lines to the student of the third juz all the students should open the third juz. This method will help in revision and later in developing the collective spirit.

## Aim and Vision

By the grace of Allaah Ta'aala we have prepared a five year primary course and hope that if a student from standard one to standard five completes this course he would have In-Shaa-Allaah learnt salaah and many basic masaa'il (rules) that occur on a daily basis. We are also preparing a five year secondary course, whereby a student In-Shaa-Allaah will be able to fulfill certain important responsibilities like performing Jumu'ah salaah, both Eid salaah, making Imaamat and lecturing. After the completion of the secondary course a five year advanced course will In-Shaa-Allaah be prepared wherein students with school and college education can become well aware of the knowledge of Qur'aan, Hadeeth, Aqaa'id (beliefs) and Masaa'il (rules) together with Urdu and Arabic literature. Thereafter, if one decides to earn a living, this deeni knowledge will prove very beneficial for him, on the other hand if he decides to go to madrasah then within a few years he can complete his Aalim course and become a means of guiding others on a larger scale.

Our objective in compiling this syllabus is that during the studying period of every child some time daily should be spent for learning Deen. This will make it easy for him to practice Deen and to become a true representative of Nabi Muhammad ﷺ in every sector of society and instead of being impressed by others he will influence them.

We make du'aa to Allaah Ta'aala to accept our efforts and make it beneficial for the whole ummah. Aameen!

# Timetable

## *The subjects to be taught during the first five months of the year:*

|   |  |            |
|---|--|------------|
| <b>Beginning with</b>                           | [Hamd] [Na'at]                             |            |
| <b>1-Qur'aan</b>                                | Nooraani Qaa'idah<br>[Hifdhus Surahs]      | 40 minutes |
| <b>2-Hadeeth</b>                                | [Du'aa and Sunnah]                         | 5 minutes  |
| <b>3-Aqaa'id (Beliefs) and Masaa'il (Rules)</b> | [Aqaa'id (Beliefs)] [Salaah]               | 5 minutes  |
| <b>4-Islaamic Upbringing</b>                    | [Islaamic Knowledge]<br>[Speech and Du'aa] | 5 minutes  |
| <b>5-Language</b>                               | [Arabic] [Urdu]                            | 5 minutes  |

## *The subjects to be taught during the second five months of the year:*

|   |   |            |
|---|---|------------|
| <b>Beginning with</b>                           | [Hamd] [Na'at]                            |            |
| <b>1-Qur'aan</b>                                | Nooraani Qaa'idah<br>[Hifdhus Surahs]     | 40 minutes |
| <b>2-Hadeeth</b>                                | [Hifdhul Hadeeth]                         | 5 minutes  |
| <b>3-Aqaa'id (Beliefs) and Masaa'il (Rules)</b> | [Al-Asmaa-ul-husna]<br>[Masaa'il (Rules)] | 5 minutes  |
| <b>4-Islaamic Upbringing</b>                    | [Seerah] [Deen Made Easy]                 | 5 minutes  |
| <b>5-Language</b>                               | [Urdu]                                    | 5 minutes  |

**NOTE:** The time fixed for each topic may be increased or decreased as necessary.

# The Five Year Syllabus at a Glance

|  |                    |  |
|--|--------------------|--|
| Beginning With                         | Hamd/Na'at         | Five Hamd and Five Na'at.  |
| Qur'aan                                | Qira'atul Qur'aan  | Beginning with Alif, Baa, Taa up to the complete recitation of the Qur'aan.  |
|  | Hifdhus Surahs     | Ta'awwudh, Tasmiya, Suratul Faatihah and twenty-one surahs (Suratudh Dhuhaa to Suratun Naas) and Aayatul Kursi.  |
| Hadeeth                                | Du'aa and Sunnah   | Du'aas for thirty-eight actions and the Sunnah practices of thirteen activities (e.g. Sunnah way of eating, drinking, sleeping, visiting the Masjid, home, toilet, etc).   |
|  | Hifdhul Hadeeth    | Forty Ahadeeth with translation, according to the five broad branches of Deen, viz. Imaaniyaat, Ibaadaat, Mu'aamalaat, Mu'aasharah and Akhlaaqiyaat.   |
| Aqaa'id (Beliefs) and Masaa'il (Rules) | Aqaa'id (Beliefs)  | Five kalimahs, Al-Imaanul Mujmal, Al-Imaanul Mufassal and the basic beliefs every Muslim must have conviction in, such as Allaah, Nabi Muhammad ﷺ, the divine books, angels, the hereafter, etc.   |
|  | Salaah             | Complete Salaah with all relevant Du'aas, together with the manner of performing and leading six other salaahs, such as the Witr salaah, salaah of the ill, Jumu'ah salaah, traveller's salaah, etc. The salaah should be taught practically and students are to be monitored. |
|  | Al-Asmaa-ul-husna  | The ninety-nine descriptive names of Allaah.   |
|  | Masaa'il (Rules)   | The necessary rules of cleanliness and salaah, such as ghusl, wudhu, the Faraa'idh of salaah, the Waajibaat of salaah, etc. A brief introduction of zakaah, fasting and Hajj has also been given.  |
| Islaamic Upbringing                    | Islaamic Knowledge | One hundred and ten questions and answers regarding the important facts of Islaam, Islaamic personalities and historical places.   |
|  | Speech and Du'aa   | Five speeches and five du'aas from the Qur'aan.  |
|  | Seerah             | Brief life history of Nabi Muhammad ﷺ and the four rightly guided Khulafaa, viz. Abu Bakr رضى الله عنه, Umar رضى الله عنه, Uthmaan رضى الله عنه and Ali رضى الله عنه.  |
|  | Deen Made Easy     | Forty lessons on the five broad branches of Deen, viz. Imaaniyaat, Ibaadaat, Mu'aamalaat, Mu'aasharah and Akhlaaqiyaat for the religious upbringing of our children.   |
| Language                               | Arabic             | Arabic numbers and words for things used on a daily bases, Islaamic months and days and the names of the limbs of the body.  |
|  | Urdu               | Beginning with Alif, Baa, Taa up to developing the ability to read and write.  |

# Monthly Topics

## *Lessons for the First Month*

|   |                    |  |
|---|--------------------|--|
| <b>Qur'aan</b>                                | Nooraani Qaa'idah  | : Dots and Single Letters.   |
|   | Hifdhus Surahs     | : Ta'awwudh and Tasmiyah.  |
| <b>Hadeeth</b>                                | Du'aa and Sunnah   | : Du'aa before Eating, Du'aa when one Forgets to recite the Du'aa before Eating and Du'aa after Eating |
| <b>Aqaa'id (Beliefs) and Masaa'il (Rules)</b> | Aqaa'id (Beliefs)  | : Al-Kalimatut Tayyibah with Translation.  |
|   | Salaah             | : Words of Salaah: At-Takbeeratut Tahreemah, Tasbeeh of Ruku and Tasmee.                               |
| <b>Islaamic Upbringing</b>                    | Islaamic Knowledge | : Four questions and answers regarding Islaam and Islaamic personalities                               |
|   | Speech and Du'aa   | : One Speech and One Du'aa.  |
| <b>Language</b>                               | Arabic             | : Counting and Arabic Words.   |

## *Lessons for the Second Month*

|   |                    |   |
|---|--------------------|---|
| <b>Qur'aan</b>                                | Nooraani Qaa'idah  | : Recognition of the Letters from Alif to Yaa.                            |
|   | Hifdhus Surahs     | : Suratul Faatihah.   |
| <b>Hadeeth</b>                                | Du'aa and Sunnah   | : Sunnah Way of Eating.   |
| <b>Aqaa'id (Beliefs) and Masaa'il (Rules)</b> | Aqaa'id (Beliefs)  | : Al-Kalimatut Tayyibah with Translation.                                 |
|   | Salaah             | : Words of Salaah: Tahmeed, The Tasbeeh of Sajdah and Salaam.             |
| <b>Islaamic Upbringing</b>                    | Islaamic Knowledge | : Five questions and answers regarding Islaam and Islaamic personalities. |
|   | Speech and Du'aa   | : One Speech and One Du'aa.   |
| <b>Language</b>                               | Arabic             | : Arabic Words and Names of Food and Drink.                               |

# Monthly Topics

## *Lessons for the Third Month*

|   |                    |  |
|---|--------------------|--|
| <b>Qur'aan</b>                                | Nooraani Qaa'idah  | : Different forms of Joined Letters and Examples of Joined Letters         |
|   | Hifdhus Surahs     | : Suratul Faatihah.  |
| <b>Hadeeth</b>                                | Du'aa and Sunnah   | : Sunnah Way of Drinking Water, Du'aa before Sleeping and after Waking Up. |
| <b>Aqaa'id (Beliefs) and Masaa'il (Rules)</b> | Aqaa'id (Beliefs)  | : Al-Kalimatush Shahaadah with Translation.                                |
|   | Salaah             | : Words of Salaah: Thanaa.   |
| <b>Islaamic Upbringing</b>                    | Islaamic Knowledge | : Three questions and answers regarding Islaam and Islaamic personalities. |
|   | Speech and Du'aa   | : One Speech and One Du'aa.  |
| <b>Language</b>                               | Urdu               | : Letters in Alphabetical and Non Alphabetical Order and Zabar.            |

## *Lessons for the Fourth Month*

|   |                    |  |
|---|--------------------|--|
| <b>Qur'aan</b>                                | Nooraani Qaa'idah  | Examples of Joined Letters in the Beginning, Middle and the End, the Harakaat (Short Vowels) : Fat'hah, Examples of Fat'hah on Two and Three Letter Words, Kasrah, Examples of Kasrah on Two and Three Letter Words. |
|   | Hifdhus Surahs     | : Suratul Lahab.   |
| <b>Hadeeth</b>                                | Du'aa and Sunnah   | : Du'aa before Entering and after Leaving the Toilet.  |
| <b>Aqaa'id (Beliefs) and Masaa'il (Rules)</b> | Aqaa'id (Beliefs)  | : Al-Kalimatush Shahaadah with Translation.  |
|   | Salaah             | : Words of Salaah: At-Tashahhud.   |
| <b>Islaamic Upbringing</b>                    | Islaamic Knowledge | : Four questions and answers regarding Islaam and Islaamic personalities.  |
|   | Speech and Du'aa   | : One Speech and One Du'aa.  |
| <b>Language</b>                               | Urdu               | : Zabar, Zer, Pesh, Letters in Non Alphabetical Order, The Method of Joining Letters and Alif.   |

# Monthly Topics

## Lessons for the Fifth Month

|  |                    |   |
|--|--------------------|---|
| Qur'aan                                | Nooraani Qaa'idah  | Examples of Kasrah on Three Letter Words, : Dhammah, Examples of Dhammah on Two and Three Letter Words. |
|  | Hifdhus Surahs     | : Suratul Lahab and Suratul Ikhlaaas.   |
| Hadeeth                                | Du'aa and Sunnah   | : Du'aa after Leaving the Toilet and Specific Du'aas for Various Occasions.                             |
| Aqaa'id (Beliefs) and Masaa'il (Rules) | Aqaa'id (Beliefs)  | : Al-Kalimatush Shahaadah with Translation.   |
|  | Salaah             | : Words of Salaah: At-Tashahhud.  |
| Islamic Upbringing                     | Islaamic Knowledge | : Four questions and answers regarding Islaam and Islaamic personalities.                               |
|  | Speech and Du'aa   | : One Speech and One Du'aa.   |
| Language                               | Urdu               | : How to Join Letters from Alif to Khaa.  |

## Lessons for the Sixth Month

|  |                    |  |
|--|--------------------|--|
| Qur'aan                                | Nooraani Qaa'idah  | : General Examples of Harkah, Sukoon, Examples of Sukoon with Fat'hah, Kasrah and Dhammah. |
|  | Hifdhus Surahs     | : Suratul Falaq.   |
| Hadeeth                                | Hifdhul Hadeeth    | : Hadeeth One on Imaaniyaat.   |
| Aqaa'id (Beliefs) and Masaa'il (Rules) | Al-Asmaa -ul-Husna | : Names of Allaah 1, 2, 3.   |
|  | Masaa'il (Rules)   | : Faraa'idh of Ghusl (Bathing).  |
| Islamic Upbringing                     | Seerah             | : Four questions and answers regarding the Seerah of Nabi Muhammad ﷺ.                      |
|  | Deen Made Easy     | : One Lesson on Imaaniyaat.  |
| Language                               | Urdu               | : How to Join Letters from Daal to Ghain.  |



# Monthly Topics

## Lessons for the Seventh Month

|  |                    |  |
|--|--------------------|--|
| Qur'aan                                | Nooraani Qaa'idah  | Examples of Sukoon with Fat'hah, Kasra and : Dhammah, Hamzah Saakinah, Al-Hurooful-Maddah, Alif Maddah and Yaa Maddah. |
|  | Hifdhus Surahs     | : Suratun Naas.  |
| Hadeeth                                | Hifdhul Hadeeth    | : Hadeeth Two on Ibaadaat.   |
| Aqaa'id (Beliefs) and Masaa'il (Rules) | Al-Asmaa -ul-Husna | : Names of Allaah 4, 5, 6.   |
|  | Masaa'il (Rules)   | : Faraa'idh of Wudhu (Ablution).   |
| Islamic Upbringing                     | Seerah             | : Four questions and answers regarding the Seerah of Nabi Muhammad ﷺ.  |
|  | Deen Made Easy     | : One Lesson on Ibaadaat.  |
| Language                               | Urdu               | : How to Join Letters from Faa to Haa.   |

## Lessons for the Eighth Month

|  |                    |  |
|--|--------------------|--|
| Qur'aan                                | Nooraani Qaa'idah  | : Yaa Maddah, Waaw Maddah, General Examples and the Upright Fat'hah.   |
|  | Hifdhus Surahs     | : Revision of Ta'wwudh, Tasmiyah and Suratul Faatihah.   |
| Hadeeth                                | Hifdhul Hadeeth    | : Hadeeth Three on Mu'aamalaat.  |
| Aqaa'id (Beliefs) and Masaa'il (Rules) | Al-Asmaa -ul-Husna | : Names of Allaah 7, 8, 9.   |
|  | Masaa'il (Rules)   | : The Five Salaahs.  |
| Islamic Upbringing                     | Seerah             | : Three questions and answers regarding the Seerah of Nabi Muhammad ﷺ.   |
|  | Deen Made Easy     | : One Lesson on Mu'aamlaat.  |
| Language                               | Urdu               | : Waaw after a Zabar, Waaw Ma'roof and Majhool, Yaa after a Zabar, Yaa Ma'roof and Majhool and Two Letter Words ①. |

# Monthly Topics

## Lessons for the Ninth Month

|  |                    |   |
|--|--------------------|---|
| Qur'aan                                | Nooraani Qaa'idah  | : The Upright Kasrah, Inverted Dhammah, Letters of Leen, Waaw Leen and Yaa Leen.                |
|  | Hifdhus Surahs     | : Revision of Suratul Lahab and Suratul Ikhlāas.  |
| Hadeeth                                | Hifdhul Hadeeth    | : Hadeeth Four on Mu'aasharah.  |
| Aqaa'id (Beliefs) and Masaa'il (Rules) | Al-Asmaa -ul-Husna | : Names of Allaah 10, 11, 12.   |
|  | Masaa'il (Rules)   | : The Five Salaahs, Number of Rakaahs in every Salaah and the Conditions of Salaah (Sharaa'it). |
| Islamic Upbringing                     | Seerah             | : Four questions and answers regarding the Seerah of Nabi Muhammad ﷺ.                           |
|  | Deen Made Easy     | : One Lesson on Mu'aasharah.  |
| Language                               | Urdu               | : Two Letter Words ②, ③ and Sentences with Two Letter Words ①, ②.                               |

## Lessons for the Tenth Month

|  |                    |   |
|--|--------------------|---|
| Qur'aan                                | Nooraani Qaa'idah  | : Examples of The Letters of Maddah and the Letters of Leen, Tanween and Noon Saakin. |
|  | Hifdhus Surahs     | : Revision of Suratul Falaq and Suratun Naas.   |
| Hadeeth                                | Hifdhul Hadeeth    | : Hadeeth Five on Akhlaaqiyaat.   |
| Aqaa'id (Beliefs) and Masaa'il (Rules) | Al-Asmaa -ul-Husna | : Names of Allaah 13, 14, 15.   |
|  | Masaa'il (Rules)   | : The Conditions of Salaah (Sharaa'it).   |
| Islamic Upbringing                     | Seerah             | : Four questions and answers regarding the Seerah of Nabi Muhammad ﷺ.                 |
|  | Deen Made Easy     | : One Lesson on Akhlaaqiyaat.   |
| Language                               | Urdu               | : Sentences with Two Letter Words ② and Three Letter Words. ①, ②, ③                   |

# Contents

| SUBJECTS  | Page No. |
|---|----------|
| <b>Beginning With</b>                                       |          |
| <b>Hamd and Na'at</b> Definition, Words of Encouragement    | 20       |
| <b>Hamd and Na'at-</b> Guidelines for the Teacher           | 20       |
| Hamd  | 21       |
| Na'at   | 22       |
| <b>1 - Qur'aan</b>  |          |
| <b>Nooraani Qaa'idah</b> Definition, Words of Encouragement | 23       |
| <b>Nooraani Qaa'idah</b> - Guidelines for the Teacher       | 24       |
| Makhaarrij-Pronunciation of Letters                         | 25       |
| Dots  | 27       |
| Single Letters.   | 27       |
| Recognising the Letters                                     | 28       |
| A Complete Table of the Alphabet                            | 35       |
| Different Forms of Joined Letters                           | 36       |
| The Harakaat (Short Vowels)                                 | 39       |
| The Sukoon  | 44       |
| The Hamzah Saakinah   | 45       |
| The letter of Maddah (Long Vowels)                          | 46       |
| Upright Fat'hah, Upright Kasrah and Inverted Dhammah        | 49       |
| The Letters of Leen   | 53       |
| Tanween   | 55       |

| SUBJECTS   | Page No. |
|--|----------|
| The Noon Saakin  | 57       |
| <b>Hifdhus Surah</b> Definition, Words of Encouragement    | 58       |
| <b>Hifdhus Surah</b> - Guidelines for the Teacher          | 58       |
| Ta'awwuz   | 59       |
| Tasmiyah   | 59       |
| Suratul Faatihah   | 59       |
| Suratul Lahab  | 60       |
| Suratul Ikhlaas  | 60       |
| Suratul Falaq  | 60       |
| Suratun Naas   | 61       |
| <b>2 - Hadeeth</b>   |          |
| <b>Du'aa and Sunnah</b> Definition, Words of Encouragement | 62       |
| <b>Du'aa and Sunnah</b> - Guidelines for the Teacher       | 62       |
| Du'aa before Eating  | 63       |
| If one Forgets the Du'aa before Eating Recite.....         | 63       |
| Du'aa after Eating   | 63       |
| The Sunnah Way of Eating                                   | 63       |
| The Sunnah Way of Drinking Water                           | 64       |
| Du'aa before Sleeping                                      | 65       |
| Du'aa after Waking Up                                      | 65       |
| Du'aa before Entering the Toilet                           | 66       |

# Contents

| SUBJECTS  | Page No. |
|---|----------|
| Du'aa after Leaving the Toilet                                | 66       |
| Specific Du'aas for Various Occasions                         | 66       |
| <b>Hifdhul Hadeeth</b> - Definition, Words of Encouragement   | 68       |
| <b>Hifdhul Hadeeth</b> - Guidelines for the Teacher           | 68       |
| Hadeeth No. ① on Imaaniyaat                                   | 69       |
| Hadeeth No. ② on Ibaadaat                                     | 69       |
| Hadeeth No. ③ on Mu'aamalaat                                  | 69       |
| Hadeeth No. ④ on Mu'aasharah                                  | 70       |
| Hadeeth No. ⑤ on Akhlaaqiyaat                                 | 70       |
| <b>3 - Aqaa'id and Masaa'il</b>                               |          |
| <b>Aqaa'id (Beliefs)</b> - Definition, Words of Encouragement | 71       |
| <b>Aqaa'id (Beliefs)</b> - Guidelines for the Teacher         | 71       |
| Al Kalimatut Tayyibah   | 72       |
| Al Kalimatush Shahaadah                                       | 72       |
| <b>Salaah</b> - Definition, Words of Encouragement            | 73       |
| <b>Salaah</b> - Guidelines for the Teacher                    | 73       |
| The Words of Salaah   | 75       |
| Thanaa  | 76       |
| At-Tashahhud  | 76       |
| The Method of Performing Wudhu                                | 76       |
| The Sunan of Salaah   | 78       |

| SUBJECTS   | Page No. |
|--|----------|
| The Difference in the Salaah of Females                        | 83       |
| The Method of Performing Salaah                                | 84       |
| <b>Al-Asmaa-ul-Husna</b> - Definition, Words of Encouragement  | 86       |
| <b>Al-Asmaa-ul-Husna</b> - Guidelines for the Teacher          | 86       |
| Al-Asmaa-ul-Husna 1 to 15                                      | 87       |
| <b>Masaa'il (Rules)</b> - Definition, Words of Encouragement   | 89       |
| <b>Masaa'il (Rules)</b> - Guidelines for the Teacher           | 89       |
| The Faraa'idh of Ghusl (Bathing)                               | 90       |
| The Faraa'idh of Wudhu (Ablution)                              | 90       |
| The Five Salaahs   | 90       |
| The Conditions of Salaah                                       | 91       |
| <b>4 - Islaamic Upbringing</b>                                 |          |
| <b>Islaamic Knowledge</b> - Definition, Words of Encouragement | 92       |
| <b>Islaamic Knowledge</b> - Guidelines for the Teacher         | 92       |
| Questions and Answers  | 93       |
| <b>Speech and Du'aa</b> - Definition, Words of Encouragement   | 96       |
| <b>Speech and Du'aa</b> - Guidelines for the Teacher           | 96       |
| The Importance of Deen   | 97       |
| Du'aa  | 97       |
| <b>Seerah</b> - Definition, Words of Encouragement             | 98       |
| <b>Seerah</b> - Guidelines for the Teacher                     | 98       |

# Contents

| SUBJECTS   | Page No. |
|--|----------|
| Questions and Answers                                    | 99       |
| <b>Deen made easy</b> Definition, Words of Encouragement | 102      |
| <b>Deen made easy</b> Guidelines for the Teacher         | 102      |
| Hadeeth ① on Imaaniyaat                                  | 104      |
| Hadeeth ② on Ibaadaat                                    | 104      |
| Hadeeth ③ on Mu'aamalaat                                 | 104      |
| Hadeeth ④ on Mu'aasharah                                 | 105      |
| Hadeeth ⑤ on Akhlaaqiyaat                                | 105      |
| <b>5 - Language</b>                                      |          |
| <b>Arabic</b> Definition, Words of Encouragement         | 106      |
| <b>Arabic</b> Guidelines for the Teacher                 | 106      |
| Numbers  | 107      |
| Arabic Words   | 108      |
| Food and Drink   | 110      |
| <b>Urdu</b> Definition, Words of Encouragement           | 112      |
| <b>Urdu</b> Guidelines for the Teacher                   | 113      |
| Letters in Alphabetical Order                            | 114      |
| Letters in Non-Alphabetical Order                        | 114      |
| Zabar  | 115      |
| Zer  | 116      |
| Pesh   | 117      |

| SUBJECTS  | Page No. |
|---|----------|
| How to Join Letters                             | 118      |
| Waaw after a Zabar and Waaw Ma'roof and Majhool | 131      |
| Yaa after a Zabar and Yaa Ma'roof and Majhool   | 132      |
| Two Letter Words                                | 133      |
| Sentences with Two Letter Words                 | 135      |
| Three Letter Words                              | 137      |
| Questions for the First Month                   | 140      |
| Questions for the Second Month                  | 140      |
| Questions for the Third Month                   | 141      |
| Questions for the Fourth Month                  | 141      |
| Questions for the Fifth Month                   | 142      |
| Questions for the Sixth Month                   | 142      |
| Questions for the Seventh Month                 | 143      |
| Questions for the Eighth Month                  | 143      |
| Questions for the Ninth Month                   | 144      |
| Questions for the Tenth Month                   | 144      |
| Salaah Chart                                    | 145      |
| Monthly Attendance, Absence and the Fee Chart   | 149      |
|   |          |
|   |          |
|   |          |



# Beginning with



[Hamd] [Na'at]

## *Definition*

**Hamd** : To praise Allaah Ta'ala in a poem is called Hamd.

**Na'at** : To praise Nabi Muhammad ﷺ in a poem is called Na'at.

## *Words of Encouragement*

Poetry is good when it praises Allaah Ta'ala or speaks highly of our beloved Nabi Muhammad ﷺ .

## *Guidelines for the Teacher*

One Hamd and one Na'at are given under this heading, which will be taught collectively to the students when they arrive in class each day. The Hamd will be taught on one day and the Na'at the following day. The teacher will read it initially and when the students are acquainted with it, one of them may be asked to recite it. There is no need to memorise these, but they should be recited daily so that they may settle in the minds of the students.



# Beginning with

[Hamd]

## *Aao Aao Sar Ko Jhukaein*

Aao Aao sar ko jhukaayein

Geet khuda ki hamd ke gaayein

Jis ne is duniya ko banaaya

Aur hamein phir is mein basaaya

Jis ne paani aur hawa di

Jis ne hamaari aag jala di

Jis ne banaaye chaand sitaare

Phool khilaaye pyaare pyaare


Jis ne hamein Imaan diya hai

Ham pe bada ehsaan kiya hai

Fikr hai kuchh na kisi ka gam hai

Ham pe khuda hi ka yeh karam hai

جَلِيلٌ جَلِيلٌ



# Beginning with

[Na'at]



## Allah Ka Dulaaraa

Allah ka dulaara pyaara Nabi hamaara  
Anwaar ka minaara pyaara Nabi hamaara

Imaan ki raushni se dil mein kiya ujaala  
Jannat ki raah dikhaai tohfa diya niraala

Bandon ko jab bulaaya khuda ke ek dar par  
Zakhmi hua badan bhi khaai hai chot sar par

Pewand ki qaba thi baandha amaamah sar par  
Bistar bhi taat ka tha kachcha makaan basera

Allah ka dulaara pyaara Nabi hamaara  
Anwaar ka minaara pyaara Nabi hamaara

ﷺ







## Definition

**Qaa'idah:** A book that teaches how to recite the Qur'aan is called a Qaa'idah.

## Words of Encouragement

**Hadeeth:** Nabi Muhammad ﷺ said, “The best of you are those who learn the Qur'aan and teach it.”

[Bukhaari : 5027, Uthmaan رضي الله عنه]

**Hadeeth:** Nabi Muhammad ﷺ said, “Whoever recites one letter of the Qur'aan will be rewarded with one blessing and one blessing equals the reward of ten good deeds.”

[Tirmidhi : 2910, Abdullaah Bin Mas'ood رضي الله عنه]

The Qur'aan is the Book of Allaah. Learning, teaching and practising upon it are great acts of Ibaadah which earn tremendous rewards and blessings. It is therefore necessary for every person to learn the Qur'aan and make an effort to recite it correctly.



## *Guidelines for the Teacher*

Eight chapters of the Nooraani Qaa'idah have been included in this year's syllabus. The remaining chapters will be taught in the second year.

The Nooraani Qaa'idah should be taught collectively from the blackboard.

The students should recite the lessons after being taught. General examples should be taught in such a way that the previous lesson is also revised. Teachers can use the Makhaarij (Pronunciation of letters) Chart to explain to the students the proper manner of pronouncing the letters.

If the students can easily understand the rules of tajweed it will be best to memorise them. They should not be compelled to memorise these rules. What is important is that they should be able to pronounce each letter correctly according to the rules of tajweed.

Harakaat (short vowels) and letters have been highlighted in red so that students can easily recognise and understand them.



## Makhaarij-Pronunciation of Letters

To know the makhraj (pronunciation) of any letter put a saakin on it and an Alif before it. The place where the sound stops is the makhraj of the letter e.g. اَبُ، اِثُ، اُثُ

ا اءه وءه ىءه : Pronounced from the inner hollow portion of the mouth. eg. با، بُو، بِي

ه ءه : Pronounced from the bottom of the throat near the chest. eg. اءه، اءُ

ح ع : Pronounced from the middle of the throat. eg. اءح

خ غ : Pronounced from the top portion of the throat near the mouth. eg. اءخ، اءغ

ق : Pronounced with the extreme root of the tongue and the upper palate eg. اءق

ك : Pronounced gently with the root of the tongue and the upper palate a little away from the makhraj of (ق) towards the mouth. eg. اءك

ج ش ى غيرءه : Pronounced with the middle portion of the tongue and the upper palate. eg. اءج، اءش، اءى

ض : Pronounced with the sides of the tongue and the gums of the upper back teeth (pre-molars and molars). eg. اءض

ل : Pronounced with the tip of the tongue touching the gums of the front upper eight teeth. eg. اءل

ن

: Pronounced with the tip of the tongue touching the gums of the front four upper teeth in between the two pointed teeth (incisors). eg. نُنُّ

ر

: Pronounced with the front side and top of the tongue touching the gums of the front upper four teeth. eg. رُرُّ

ت د ط

: Pronounced with the tip of the tongue and the roots of the front upper two teeth. eg. تُتُّ، دُدُّ، طُطُّ

ث ذ ظ

: Pronounced with the tip of the tongue and the edge of the front upper two teeth. eg. تُثُّ، ذُدُّ، ظُظُّ

ز س ص

: Pronounced with the tip of the tongue and the edge of the front upper and lower four teeth. eg. زُرُّ، سُسُّ، صُصُّ

ف

: Pronounced with the moist portion of the lower lip touching the edge of the front upper teeth. eg. فُفُّ

ب

: Pronounced with moist portions of both lips. eg. بُبُّ

م

: Pronounced with the dry portions of both lips. eg. مُمُّ

و غیر مدہ

: Pronounced with the rounding of both the lips. eg. وُؤُّ

**Note:** ○ The following alphabets should be pronounced with a full mouth: خ، ص، ض، غ، ط، ق، ظ

○ It is very important to pay full attention when pronouncing the following letters so that one may differentiate between them.

ع، ث، س، ص، ط، ذ، ظ، د، ض، ظ، ض، ق، ك، ح



# 1 - Qur'aan

[Nooraani Qaa'idah]

ذ  
ا  
ش  
ص  
خ

Moorani  
Qaa'idah

## Dots

|  |  |  |  |
|--|--|--|--|
|  |  |  |  |
|  |  |  |  |
|  |  |  |  |
|  |  |  |  |

Teach  Days in the  Month

## Chapter 1

## Lesson 1

## Single Letters

|   |   |   |   |   |
|---|---|---|---|---|
| ج | ث | ت | ب | ا |
| ر | ذ | د | خ | ح |
| ض | ص | ش | س | ز |



|   |   |   |   |   |
|---|---|---|---|---|
| ف | غ | ع | ظ | ط |
| ن | م | ل | ك | ق |
| ى | ء | ه | و |   |

|       |    |                |                 |       |      |                        |                       |
|-------|----|----------------|-----------------|-------|------|------------------------|-----------------------|
| Teach | 18 | Days<br>in the | 1 <sup>st</sup> | Month | Date | Teacher's<br>signature | Parent's<br>signature |
|-------|----|----------------|-----------------|-------|------|------------------------|-----------------------|

## Lesson 2

## Recognising the Letters

|   |   |   |   |   |   |   |   |
|---|---|---|---|---|---|---|---|
| ث | ت | ب | ا |   |   |   |   |
| ا | ب | ث | ب | ا | ت |   |   |
| ث | ت | ا | ت | ب | ث |   |   |
| ت | ب | ا | ب | ت | ب | ا | ت |
| ا | ث | ت | ا | ب | ت | ث | ب |
| ث | ت | ث | ب | ث | ا | ت | ث |



# 1 - Qur'aan

[Nooraani Qaa'idah]



Moorani  
Qaa'idah

|   |   |   |   |   |   |   |   |
|---|---|---|---|---|---|---|---|
| ا | ب | ت | ث | ا | ب | ث | ب |
| ب | ث | ا | ت | ث | ا | ت | ا |

Teach 2 Days in the 2<sup>nd</sup> Month

## Lesson 3



|   |   |   |   |   |   |   |   |
|---|---|---|---|---|---|---|---|
| ح | ج | خ | ج | خ | ح |   |   |
| ج | خ | ح | ج | ح | خ |   |   |
| ث | ت | ح | ب | خ | ث | ت | ا |
| ج | ث | ت | ح | ا | ث | خ | ب |
| خ | ت | ح | ت | ث | خ | ج | ا |
| ا | ب | ت | ث | ا | ب | ث | ب |

Teach 2 Days in the 2<sup>nd</sup> Month



## Lesson 4

ا ب ت ث ج ح خ

د ذ ر ز

ر د ذ ز ر ذ

ر ذ ز د ر ذ

ا ت ر ب ج ث خ ت

ث ح د ذ خ ا ت ب

ت ر ز د ج ذ ح ز

ج ث ت ح ا ث ت ب

Teach 2 Days in the 2<sup>nd</sup> Month

## Lesson 5

ا ب ت ث ج ح خ

د ذ ر ز





# 1 - Qur'aan

[Nooraani Qaa'idah]

س ص  
ض ش  
ظ ط ع

Moorani  
Qaa'idah

ض

ص

ش

س

ص

ض

س

ض

ص

ش

ش

س

ش

ض

س

ص

ب

ض

ث

ز

ت

ذ

ا

س

ث

خ

ج

ض

ص

ش

ح

ر

ش

ذ

ز

ب

ث

خ

د

ذ

Teach 3 Days in the 2<sup>nd</sup> Month

## Lesson 6

د

خ

ح

ج

ث

ت

ب

ا

ض

ص

ش

س

ز

ر

ذ

غ

ع

ظ

ط

ع

ط

غ

ظ

ع

ط



ظ غ ظ ط ع غ

ح ظ ع خ ث ر غ ذ

ب ط ص ز ض ج ح س

ذ د ت ش ب ز ا ش

Teach 3 Days in the 2<sup>nd</sup> Month

## Lesson 7

ا ب ت ث ج ح خ د

ذ ر ز س ش ص ض

ط ظ ع غ

ف ق ك ل

ق ك ل ف ك ق

ل ف ق ل ك ف



# 1 - Qur'aan

[Nooraani Qaa'idah]

ك ف ل  
ق ص ن  
و ل م

Moorani  
Qaa'idah

|   |   |   |   |   |   |   |   |
|---|---|---|---|---|---|---|---|
| ب | ف | ص | ث | ق | ا | ط | ج |
| ز | ذ | خ | ض | ع | غ | ش | ظ |
| د | ر | ت | س | ك | ل | ح | ض |

Teach 2 Days in the 2<sup>nd</sup> Month

## Lesson 8

ا ب ت ث ج ح خ د  
ذ ر ز س ش ص ض  
ط ظ ع غ ف ق ك ل  
و ن م  
ن م و م و ن  
و ن م و م ن  
ق س ظ غ ض ن ث ب

ن و م  
ه ق ع ي  
ن ذ ج ظ  
ث س ض

# 1 - Qur'aan

[Nooraani Qaa'idah]



Nooraani  
Qaa'idah

|   |   |   |   |   |   |   |   |
|---|---|---|---|---|---|---|---|
| ت | ظ | ح | ز | ص | ا | ط | ج |
| و | ل | خ | م | ع | و | ك | ذ |

Teach 2 Days in the 2<sup>nd</sup> Month

## Lesson 9

|   |   |   |   |   |   |   |   |
|---|---|---|---|---|---|---|---|
| د | خ | ح | ج | ث | ت | ب | ا |
| ض | ص | ش | س | ز | ر | ذ |   |
| ق | ف | غ | ع | ظ | ط |   |   |
| و | ن | م | ل | ك |   |   |   |

|   |   |   |
|---|---|---|
| ي | ء | ه |
|---|---|---|

|   |   |   |   |   |   |
|---|---|---|---|---|---|
| ء | ي | ه | ي | ه | ء |
| ي | ه | ء | ه | ء | ي |



# 1 - Qur'aan

[Nooraani Qaa'idah]

ح ا س  
د ه م ب  
ص

Moorani  
Qaa'idah

|   |   |   |   |   |   |   |   |
|---|---|---|---|---|---|---|---|
| ب | ث | ن | ض | غ | ظ | ج | و |
| ت | ر | ه | ز | ص | ء | ط | ى |

Teach **2** Days in the **2<sup>nd</sup>** Month

## Lesson 10 *A Complete Table of the Alphabet*

|   |   |   |   |   |
|---|---|---|---|---|
| ج | ث | ت | ب | ا |
| ر | ذ | د | خ | ح |
| ض | ص | ش | س | ز |
| ف | غ | ع | ظ | ط |
| ن | م | ل | ك | ق |
| ى | ء | ه | و |   |

|  |      |                     |                    |
|--|------|---------------------|--------------------|
| Teach <b>2</b> Days in the <b>2<sup>nd</sup></b> Month | Date | Teacher's signature | Parent's signature |
|--|------|---------------------|--------------------|



## Chapter 2

## Lesson 1

### *Different Forms of Joined Letters*

ت ت ت

ب ب ب

ا ا ا

ح ح ح

ج ج ج

ث ث ث

ذ ذ ذ

د د د

خ خ خ

س س س

ز ز ز

ر ر ر

ض ض ض

ص ص ص

ش ش ش

ع ع ع

ظ ظ ظ

ط ط ط

ق ق ق

ف ف ف

غ غ غ

م م م

ل ل ل

ك ك ك

ه ه ه

و و و

ن ن ن

ی ی ی

ع ر ع

Teach 10 Days in the 3<sup>rd</sup> Month



# 1 - Qur'aan

[Nooraani Qaa'idah]

اب حل غم  
مسد قفس  
بدن بصل  
بذل اك حط

Moorani  
Qaa'idah

## Lesson 2

## Examples of Joined Letters

|    |    |    |    |    |    |    |    |
|----|----|----|----|----|----|----|----|
| اب | با | ام | ما | ال | لا | اك | كا |
|----|----|----|----|----|----|----|----|

|   |   |
|---|---|
| ا | ب |
|---|---|

|    |     |      |    |    |    |    |    |
|----|-----|------|----|----|----|----|----|
| بب | ببج | ببتر | تت | ثث | لث | بق | تف |
|----|-----|------|----|----|----|----|----|

|   |   |
|---|---|
| ب | ت |
|---|---|

|    |    |     |    |    |
|----|----|-----|----|----|
| جب | جل | حجب | حل | لح |
| حى | خف | خس  | خق | مخ |

|   |   |
|---|---|
| ج | ح |
|---|---|

|    |     |     |    |     |    |
|----|-----|-----|----|-----|----|
| دب | بدا | بدن | ذر | بذل | لذ |
| رس | سر  | زم  | مز | زر  | زن |

|   |   |
|---|---|
| د | ز |
|---|---|

|    |    |     |     |    |      |
|----|----|-----|-----|----|------|
| سج | سل | مسد | شدر | شط | طش   |
| صب | بص | بصل | ضما | كض | نضمر |

|   |   |
|---|---|
| س | ط |
|---|---|

|    |    |     |    |    |    |    |    |
|----|----|-----|----|----|----|----|----|
| طب | بط | بطل | حط | ظر | لظ | ظك | كظ |
|----|----|-----|----|----|----|----|----|

|   |   |
|---|---|
| ط | ظ |
|---|---|

|    |    |    |     |    |    |    |    |
|----|----|----|-----|----|----|----|----|
| عش | شع | عد | فعل | غل | لغ | غم | مغ |
|----|----|----|-----|----|----|----|----|

|   |   |
|---|---|
| ع | غ |
|---|---|

|    |    |    |     |    |    |    |     |
|----|----|----|-----|----|----|----|-----|
| فت | فر | صف | قفس | قد | قط | حق | حقا |
|----|----|----|-----|----|----|----|-----|

|   |   |
|---|---|
| ف | ق |
|---|---|

يؤ كج بهم  
فيه منه  
صك مع فك  
مل مرئ شو

# 1 - Qur'aan

[Nooraani Qaa'idah]



Nooraani  
Qaa'idah

|    |     |    |     |    |    |    |
|----|-----|----|-----|----|----|----|
| كل | لكم | خل | بلد | لن | جك | كج |
|----|-----|----|-----|----|----|----|

|   |   |   |
|---|---|---|
| ك | ك | ك |
| ل | ل | ل |

|    |    |     |    |     |    |    |    |
|----|----|-----|----|-----|----|----|----|
| عن | كن | منه | نف | بمن | عم | بم | مل |
|----|----|-----|----|-----|----|----|----|

|   |   |   |
|---|---|---|
| م | م | م |
| ن | ن | ن |

|    |    |     |    |    |    |    |    |
|----|----|-----|----|----|----|----|----|
| هب | له | بهم | هل | شو | ذو | وس | سو |
|----|----|-----|----|----|----|----|----|

|   |   |
|---|---|
| و | و |
| ه | ه |

|     |    |    |    |     |    |     |    |
|-----|----|----|----|-----|----|-----|----|
| مرئ | يؤ | مأ | يو | فيه | يد | فئه | رم |
|-----|----|----|----|-----|----|-----|----|

|   |   |
|---|---|
| ء | ء |
| ي | ي |
| و | و |

Teach 10 Days in the 3<sup>rd</sup> Month

Date

Teacher's signature

Parent's signature

## Lesson 3

*Examples of Joined Letters in the Beginning, Middle and the End*

ثمر

ختم

تبع

بحر

حقا

عدل

سخر

حجج

جبل

كثر

صبر

بشر

شيم

مسك

سع





# 1 - Qur'aan

[Nooraani Qaa'idah]

فهم بصر  
ليس يلد  
فيه عنب

Moorani  
Qaa'idah

بكر

قفس

فهم

فعل

بصر

هضم

عنب

نبو

ملك

لحق

ليس

يلد

فيه

Teach 5 Days in the 4<sup>th</sup> Month

## Chapter 3

## The Harakaat (Short Vowels)

- ① The Fat'hah  $\text{َ}$ , the Kasrah  $\text{ِ}$  and the Dhammah  $\text{ُ}$  are called the Harakaat (Short Vowels) (singular is Harakah)
- ② A letter that has any of these Harakaat is called a Mutaharrik letter.
- ③ A Mutaharrik letter is to be recited quickly without prolonging it, e.g. The baa of  $\text{بَس}$
- ④ An Alif is always free of any Harakah or Sukoon, while a Hamzah is never without a Harakah or Sukoon.

## Lesson 1

## The Fat'hah $\text{َ}$

A letter with a Fat'hah is always recited quickly without prolonging it

خَ

حَ

جَ

ثَ

تَ

بَ

أَ

صَ

شَ

سَ

زَ

رَ

ذَ

دَ



|   |   |   |   |   |   |   |
|---|---|---|---|---|---|---|
| ق | ف | غ | ع | ظ | ط | ض |
| ء | ه | و | ن | م | ل | ك |
| ي |   |   |   |   |   |   |

**Examples of Fat'hah on Two Letter Words**

|     |     |     |      |      |     |
|-----|-----|-----|------|------|-----|
| فَر | بَر | كَا | لَكَ | ضَعَ | فَع |
| جَد | دَر | وَل | أَر  | حَج  | نَف |

فَع : Faa Fat'hah Fa, Ain Fat'hah A = فَع

**Examples of Fat'hah on Three Letter Words**

|         |         |         |         |        |         |
|---------|---------|---------|---------|--------|---------|
| بَلَع   | دَخَلَ  | كَسَبَ  | عَبَدَ  | وَدَعَ | دَرَسَ  |
| سَمَكَ  | لَحَدَا | مَجَدَا | سَجَدَا | بَصَرَ | وَجَدَا |
| أَحَدَا | قَمَرَ  | عَدَدَا | فَطَرَ  | مَثَلَ | أَخَذَا |

دَرَسَ : Daal Fat'hah Da, Raa Fat'hah Ra Da-ra, Seen Fat'hah Sa = دَرَسَ



## Lesson 2

## The Kasrah

A letter with a Kasrah is always recited quickly without prolonging it. It should be recited as Ma'roof and not Majhool.

|   |   |   |   |   |   |   |
|---|---|---|---|---|---|---|
| خ | ح | ج | ث | ت | ب | ا |
| ص | ش | س | ز | ر | ذ | د |
| ق | ف | غ | ع | ظ | ط | ض |
| ء | ه | و | ن | م | ل | ك |
| ي |   |   |   |   |   |   |

### Examples of Kasrah on Two Letter Words

|      |     |        |      |      |      |      |
|------|-----|--------|------|------|------|------|
| بِر  | اِر | فِي    | لِي  | يِه  | بِلِ | اِبِ |
| جَزِ | گُو | عِيْكَ | رَتِ | ئِقْ |      |      |

اِبِ : Alif Kasrah i, Ba Kasrah Bi = اِبِ

### Examples of Kasrah on Three Letter Words

|        |        |        |        |        |
|--------|--------|--------|--------|--------|
| بَخِلَ | شَهِدَ | حَيِدَ | رَدِفَ | اِبِلِ |
| عَمِلَ | شَرِبَ | لَعِبَ | رَجِمَ | سَخِرَ |



|         |        |        |         |        |
|---------|--------|--------|---------|--------|
| عَشِيَّ | سَقِمَ | جَزَعٌ | خَطِيفٌ | بَرَقَ |
|---------|--------|--------|---------|--------|

إِپِلِ : Alif Kasrah i, Ba Kasrah Bi, Laam Kasrah Lee = إِبِلِ

|       |  |      |                     |                    |
|-------|--|------|---------------------|--------------------|
| Teach | 11 Days in the 4 <sup>th</sup> 5 <sup>th</sup> Month | Date | Teacher's signature | Parent's signature |
|-------|--|------|---------------------|--------------------|

### Lesson 3 *The Dhammah* ۞

A letter with a Dhammah is always recited quickly without prolonging it. It should be recited as Ma'roof and not Majhool. Note that the sound of the Dhammah will cause the mouth to be rounded.

|    |    |    |    |    |    |    |
|----|----|----|----|----|----|----|
| خُ | حُ | جُ | ثُ | تُ | بُ | أُ |
| صُ | شُ | سُ | زُ | رُ | ذُ | دُ |
| قُ | فُ | غُ | عُ | ظُ | طُ | ضُ |
| ءُ | هُ | وُ | نُ | مُ | لُ | كُ |
| يُ |    |    |    |    |    |    |

#### Examples of Dhammah on Two Letter Words

|       |       |       |       |       |       |       |
|-------|-------|-------|-------|-------|-------|-------|
| حُرٌّ | خُلٌّ | كُتُّ | تُبُّ | حُفٌّ | كُفٌّ | لُثُّ |
|       | هُدَا | لُتُّ | لَهُ  | كُلُّ | عُزٌّ |       |

لُثُّ : Laam Dhammah Lu, Tha Dhammah Thu = لُثُّ



# 1 - Qur'aan

[Nooraani Qaa'idah]

عَزَّ سُدُسُ  
وَجَدَكَ لَهُ  
خَلَقَكَ بَعْدَ

Nooraani  
Qaa'idah

## Examples of Fat'hah on Three Letter Words

|        |         |        |        |        |
|--------|---------|--------|--------|--------|
| قَلَمٌ | كِرَامٌ | صُحُفٌ | سُدُسٌ | رُسُلٌ |
| نَضَعٌ | قَتِلَ  | نَصِرَ | قَدِرَ | بَلَدٌ |
| قَرَبٌ | بَعْدَ  | شَجَرٌ | حَجَرٌ | حَرَمٌ |

رُسُلٌ = Ru Dhammah Ru, Seen Dhammah Su, Laam Dhaamah Lu

|       |    |      |        |                 |       |      |                        |                       |
|-------|----|------|--------|-----------------|-------|------|------------------------|-----------------------|
| Teach | 11 | Days | in the | 5 <sup>th</sup> | Month | Date | Teacher's<br>signature | Parent's<br>signature |
|-------|----|------|--------|-----------------|-------|------|------------------------|-----------------------|

## Lesson 4

## General Examples of Harakaat

|          |          |          |          |          |
|----------|----------|----------|----------|----------|
| فَسَجَدَ | فَبَصَرَ | وَبَسَرَ | وَجَعَلَ | كَمَثَلِ |
| وَجُمِعَ | وَوَقَعَ | خَلَقَكَ | فَفَزِعَ | وَرَجِلِ |
| وَجَدَكَ | فَقَتِلَ | وَيَرِثُ | ذَرَاكَ  | رَزَقَكَ |
| شَجَرَةٌ | وَقَعَتْ | رُسُلِكَ | أَعْظَكَ | فَبُهِتَ |

|       |   |      |        |                 |       |
|-------|---|------|--------|-----------------|-------|
| Teach | 7 | Days | in the | 6 <sup>th</sup> | Month |
|-------|---|------|--------|-----------------|-------|



Chapter 4

Lesson 1

*The Sukoon ( ْ )*

The Sukoon is also called the Jazam. A letter with a Sukoon is called a Saakin. A Sukoon joins a letter to the previous letter.

*Examples of the Sukoon with the Fat'hah*

Hamzah Baa Fat'hah = أَبْ    Baa Taa Fat'hah = بَتْ

|          |          |          |        |        |
|----------|----------|----------|--------|--------|
| بَخْ     | مَحْ     | كَجْ     | حَتْ   | بَتْ   |
| نَصْرَ   | كَشَفَ   | عَرَضَ   | أَهْلَ | شَدَّ  |
| أَسْلَمَ | أَمَلَمَ | أَسْفَرَ | بَعَدَ | حَمَدَ |
| عَسَعَسَ | أَكْبَرَ | نَفَعَلَ |        |        |

*Examples of the Sukoon with the Kasrah*

Noon Baa Kasrah = نُبْ    Waaw Taa Kasrah = وَتْ

|          |          |          |        |        |
|----------|----------|----------|--------|--------|
| صِغْ     | مِعْ     | عِظْ     | حِضْ   | بِسْ   |
| ذِكْرُ   | طِفْلُ   | مِلْحُ   | مِلْكُ | صِفْ   |
| تَبْلِكُ | أَنْزِلُ | أَكْرِمُ | كِبْرُ | زِلْتُ |
| مَسْجِدُ | يَغْفِرُ | أَحْسِنُ |        |        |



# 1 - Qur'aan

[Nooraani Qaa'idah]

عَنْهُمْ حُزْنٌ

دُفُّ هُدُودٌ

بُكَ يُشْهَدُ

Nooraani  
Qaa'idah

## Examples of the Sukoon with the Dhammah

Daal Faa Dhammah = دُفُّ    Haa Meen Dhammah = هُمُّ

|          |          |          |          |        |
|----------|----------|----------|----------|--------|
| كُنْ     | هُمُّ    | دُلُّ    | بُكَ     | دُفُّ  |
| قُلْتُ   | أَذُنُّ  | حُزْنٌ   | مُلْكٌ   | قُلُّ  |
| أَدْخُلُ | قُلْتُمْ | هُدُودٌ  | حُسْنٌ   | فُلْكٌ |
|          | يُشْهَدُ | يُغْفَرُ | يُبْعَثُ |        |

## Examples of the Sukoon with all Three Harakaat

|           |          |          |           |          |
|-----------|----------|----------|-----------|----------|
| قُلْتُمْ  | إِهِيْطُ | إِحِيْلُ | وَعْدَاكُ | نَفْعَلُ |
| إِرْحَمُ  | يَحْكُمُ | عَنْهُمْ | أَمِهْلُ  | أَحْسِنُ |
| تُسَبِّحُ | مُهْلِكُ | يُبْعَثُ | خِفْتُمْ  | طَبْتُمْ |

|       |                |                 |                 |       |      |                     |                    |
|-------|----------------|-----------------|-----------------|-------|------|---------------------|--------------------|
| Teach | 16 Days in the | 6 <sup>th</sup> | 7 <sup>th</sup> | Month | Date | Teacher's signature | Parent's signature |
|-------|----------------|-----------------|-----------------|-------|------|---------------------|--------------------|

## Lesson 2      The Hamzah Saakinah

The Hamzah Saakinah will be recited with a jerk.

A Hamzah will either appear in the form of an Alif or a Waaw or a Yaa.

بَاءٌ غَا ضَانٍ  
كَا قَا  
عَا ذُئْبٌ شَا

# 1 - Qur'aan

[Nooraani Qaa'idah]



Nooraani  
Qaa'idah

|           |          |          |        |          |
|-----------|----------|----------|--------|----------|
| بِئ       | تُو      | يُو      | يَاءُ  | بَاءُ    |
| يَابُ     | ضَانُ    | كَاسُ    | نَاتُ  | شَانُ    |
| يُوتِكُمْ | يُؤْخِذُ | يُؤْمِنُ | يُؤْتِ | مُؤْمِنُ |
| بِئْرُ    | ذُئْبُ   | شِئْتُ   | بِئْسُ | جِئْتُ   |

Teach 5 Days in the 7<sup>th</sup> Month

## Chapter 5

## The Letters of Maddah (Long Vowels)

There are three letters of Maddah: ① Alif ② Yaa ③ Waaw .  
The letters of Maddah are to be prolonged for the duration of one Alif.

### Lesson 1

### Alif Maddah اِ =

An Alif that comes after a fat'hah is known as "Alif Maddah" e.g  
Baa Alif Fat'hah = بَاءُ

|     |     |     |     |     |     |     |
|-----|-----|-----|-----|-----|-----|-----|
| خَا | حَا | جَا | ثَا | تَا | بَا | عَا |
| صَا | شَا | سَا | زَا | رَا | ذَا | دَا |
| قَا | فَا | غَا | عَا | ظَا | طَا | ضَا |





# 1 - Qur'aan

[Nooraani Qaa'idah]

كَا شَيْءٍ زَادَ

دَعَانَا غَيِّ

إِنِّي فَقَالَ

Nooraani  
Qaa'idah

يَا

هَآ

وَآ

نَا

مَآ

لَا

كَآ

## Examples

لَهَا

كَذَا

تَابَ

خَافَ

زَادَ

دَعَانَا

شَارَبَ

جُنَّحَ

حَاسَبَ

جَاهَدَ

كَانَتَا

فَقَالَ

زَادَ : Za Alif fat'hah Zaa, Daal Fat'hah Da = زَادَ

Teach 8 Days in the 7<sup>th</sup> Month

## Lesson 2

## يَا Maddah ى

A Yaa Saakin that comes after a kasrah is known as "Yaa Maddah"  
e.g. Baa Yaa Kasrah = بِي

خِي

حِي

جِي

ثِي

تِي

بِي

إِي

صِي

شِي

سِي

زِي

رِي

ذِي

دِي

قِي

فِي

غِي

عِي

ظِي

طِي

ضِي

عِي

هِي

وِي

نِي

مِي

لِي

كِي

يِي



Examples

|             |              |             |             |          |
|-------------|--------------|-------------|-------------|----------|
| اَجِيْبُ    | دُوْنِي      | اَرْنِي     | فِيْهِ      | دِيْنِي  |
| عَدَابِي    | مُؤْمِنِيْنَ | رَازِقِيْنَ | مَفَاتِيْحُ | يُوَارِي |
| مَقَادِيْرُ |              | تَمَاتِيْلُ |             |          |

دِيْنِي : Daal Yaa Kasrah Dee, Yaa Noon Kasrah Nee = دِيْنِي

|       |               |                 |                       |      |                     |                    |
|-------|---------------|-----------------|-----------------------|------|---------------------|--------------------|
| Teach | 7 Days in the | 7 <sup>th</sup> | 8 <sup>th</sup> Month | Date | Teacher's signature | Parent's signature |
|-------|---------------|-----------------|-----------------------|------|---------------------|--------------------|

Lesson 3 Waaw Maddah وُ

A Waaw saakin that comes after dhammah is known as "Waaw Maddah" e.g Baa Waaw dhammah بُو

|     |     |     |     |     |     |     |
|-----|-----|-----|-----|-----|-----|-----|
| خُو | حُو | جُو | ثُو | تُو | بُو | اُو |
| صُو | شُو | سُو | زُو | رُو | ذُو | دُو |
| قُو | فُو | عُو | عُو | ظُو | طُو | صُو |
| ءُو | هُو | وُو | نُو | مُو | لُو | كُو |
|     |     |     |     |     |     | يُو |



# 1 - Qur'aan

[Nooraani Qaa'idah]

نُوحٌ أَمْرٌ

رَاجِعُونَ

طَاغُوتٌ نُورٌ

Nooraani  
Qaa'idah

## Examples

|            |            |            |          |         |
|------------|------------|------------|----------|---------|
| يَقُومُ    | يُوحَى     | نُورٌ      | طُورٌ    | نُوحٌ   |
| سَبَقُونَا | دَاخِرُونَ | قَارُونَ   | هَارُونَ | تَكُونُ |
| رَاجِعُونَ |            | بَاسِطُونَ |          |         |

نُوحٌ : Noon Dhammah Waaw Noo, Haa Dhammah Hu= نُوحٌ

## General Examples

|         |         |          |          |          |
|---------|---------|----------|----------|----------|
| كَلَامٌ | صَحِبٌ  | قَتَلْتُ | طَاغُوتٌ | جَمَعَ   |
| يَقُولُ | نَافَقٌ | عَرَفَ   | حَاوَلَ  | رَشِيْدٌ |
| أَمْرٌ  | جَبَلٌ  | قَابِلٌ  | تَنُوْدٌ | مُحِيْطٌ |
| رِيْحٌ  |         | يَكُونُ  |          |          |

Teach 10 Days in the 8<sup>th</sup> Month

## The Upright Fat'hah, the Upright Kasrah and the Inverted Dammah

An upright Fathah, upright Kasrah and an inverted Dhammah are all to be prolonged and recited for the duration of one Alif.



Lesson 4

Upright Fat'hah ا

An upright Fat'hah is to be prolonged for the duration of an "Alif Maddah e.g. با upright fat'hah بَ, با Alif fat'hah بَا .

|   |   |   |   |   |   |   |
|---|---|---|---|---|---|---|
| ا | ب | ت | ث | ج | ح | خ |
| د | ذ | ر | ز | س | ش | ص |
| ض | ظ | ظ | ع | غ | ف | ق |
| ك | ل | م | ن | و | ه | ء |
| ي |   |   |   |   |   |   |

Examples

|          |          |          |           |         |
|----------|----------|----------|-----------|---------|
| أَدَمَ   | أَمِنَ   | مَلِكِ   | أَبَوَاهُ | سَلَاتِ |
| غَوِيْنَ | يُصْلِحُ | الْهِنَا | هَذَا     | كِتَبُ  |
| رَسَلَتِ |          | ذَلِكَ   |           |         |

أَدَمَ : Hamza upright fat'hah AA, dal fat'hah DA, AADA, meem fat'hah MA = AADAMA (أَدَمَ)

Teach 6 Days in the 8<sup>th</sup> Month



## Lesson 5 Upright Kasrah ۾

An upright Kasrah is to be prolonged for the duration of "Yaa Maddah" e.g با upright kasrah ۾ , Yaa kasrah ۾ي .

|   |   |   |   |   |   |   |
|---|---|---|---|---|---|---|
| ا | ب | ت | ث | ج | ح | خ |
| د | ذ | ر | ز | س | ش | ص |
| ض | ط | ظ | ع | غ | ف | ق |
| ك | ل | م | ن | و | ه | ء |
| ي |   |   |   |   |   |   |

### Examples

|             |        |               |              |              |
|-------------|--------|---------------|--------------|--------------|
| الفِ        | بِهِ   | عِبَادِهِ     | رُسُلِهِ     | نُورِهِ      |
| وَقِيلَهُ   | هَذِهِ | بِأَيْتِهِ    | بِكَلِمَتِهِ | وَكُتِبَتْهُ |
| بَيِّنَتِهِ |        | بِتَأْوِيلِهِ |              |              |

الفِ : Hamza upright kasrah EE, laam upright fat'hah LAA, EELA, fa kasrah FI = EELAFI (الفِ)

|       |               |                 |                 |       |      |                     |                    |
|-------|---------------|-----------------|-----------------|-------|------|---------------------|--------------------|
| Teach | 6 Days in the | 8 <sup>th</sup> | 9 <sup>th</sup> | Month | Date | Teacher's signature | Parent's signature |
|-------|---------------|-----------------|-----------------|-------|------|---------------------|--------------------|



Lesson 6 *Inverted Dhammah* ٤

An inverted dhammah is to be prolonged for the duration of "Waaw Maddah". e.g Baa inverted dhammah = بٓ, Baa waaw dhammah = بُو.

|   |   |   |   |   |   |   |
|---|---|---|---|---|---|---|
| خ | ح | ج | ث | ت | ب | ا |
| ص | ش | س | ز | ر | ذ | د |
| ق | ف | غ | ع | ظ | ط | ض |
| ه | ه | و | ن | م | ل | ك |

ي

*Examples*

|            |           |               |            |             |
|------------|-----------|---------------|------------|-------------|
| جُنُوْدَهُ | اَيَاتُهُ | رَسُوْلُهُ    | دَاوُدَ    | لَهُ        |
| مَاوِرِي   | جَعَلَهُ  | مَوَازِيْنُهُ | وَرِيْثَهُ | تِلَاوَتُهُ |
| قَرِيْنُهُ | غَاوِنَ   |               |            |             |

دَاوُدَ : Daal alif fat'hah DAA, waaw inverted dhammah WOO, DAAWOO, dal Fat'hah DA = DAAWOODA (دَاوُدَ).

Teach 6 Days in the 9<sup>th</sup> Month



# 1 - Qur'aan

[Nooraani Qaa'idah]

أَوْفِ بَلَوْنَا  
دَعَوْتُ هُوَ  
عَوَّ أَوْ صَوَّمُ

Nooraani  
Qaa'idah

## Chapter 6 The Letters of Leen

There are two letter of Leen. ① Waaw Leen. ② Yaa Leen. These letters are to be read quickly and gently in the ma'roof way and not majhool.

### Lesson 1 Waaw Leen وُ

Waaw Leen is a Waaw Saakin that comes after a Fat'hah. E.g BA WAAW Fat'hah BAWِو

|      |      |      |      |      |      |      |
|------|------|------|------|------|------|------|
| خَوْ | حَوْ | جَوْ | ثَوْ | تَوْ | بَوْ | أَوْ |
| صَوْ | شَوْ | سَوْ | زَوْ | رَوْ | ذَوْ | دَوْ |
| قَوْ | فَوْ | عَوْ | عَوْ | ظَوْ | طَوْ | ضَوْ |
| ءَوْ | هَوْ | وَوْ | نَوْ | مَوْ | لَوْ | كَوْ |
| يَوْ |      |      |      |      |      |      |

#### Examples

|           |          |           |          |        |
|-----------|----------|-----------|----------|--------|
| مَوْتُ    | سَوْفَ   | صَوْمُ    | حَوْلَ   | أَوْفِ |
| دَعَوْتُ  | شَرَوْهُ | بَعَوْتُ  | كَوْثَرَ | فَوْرُ |
| بَلَوْنَا |          | بَنَوَهَا |          |        |

أَوْفِ: ا Hamzah waaw fat'hah AU, fa kasrah FI = AUFIFI

Teach 6 Days in the 9th Month



Lesson 2

Yaa Leen بِـ

Yaa Leen is a Yaa that comes after a Fat'hah. E.g BAA YAA  
Fat'hah BAY بِـ .

|     |     |     |     |     |     |     |
|-----|-----|-----|-----|-----|-----|-----|
| خِي | حِي | جِي | ثِي | تِي | بِي | أِي |
| صِي | شِي | سِي | زِي | رِي | ذِي | دِي |
| قِي | فِي | غِي | عِي | ظِي | طِي | ضِي |
| مِي | هِي | وِي | نِي | مِي | لِي | كِي |

بِي

Examples

|            |            |            |            |            |
|------------|------------|------------|------------|------------|
| عَلَيْهَا  | عَيْرِي    | إِلَيْكَ   | صَيْفٍ     | أَيْنَ     |
| هَيْهَاتَ  | بَنَيْنَا  | عَيْنَيْنِ | أَبَوَيْهِ | أَوْحَيْتُ |
| سَلِيمِينَ | لَا رَيْبَ |            |            |            |

أَيْنَ : Hamzah Yaa fat'hah AY, Noon fat'hah NA= AYNA

|       |               |            |      |                     |                    |
|-------|---------------|------------|------|---------------------|--------------------|
| Teach | 5 Days in the | 9 10 Month | Date | Teacher's signature | Parent's signature |
|-------|---------------|------------|------|---------------------|--------------------|





# 1 - Qur'aan

[Nooraani Qaa'idah]

بَيْنِي رَا عَا  
يَرُونَهَا شَا  
يَسْتَوْفُونَ

Nooraani  
Qaa'idah

## Examples of the Letters of Maddah and Leen

|             |               |            |               |
|-------------|---------------|------------|---------------|
| عَيْنَيْنِ  | رَازِقَيْنِ   | بِأَيْدِي  | بَيْنِي       |
| رُءُوسِهِمْ | يَسْتَوْفُونَ | مَكَانَ    | مَوْعُودُ     |
| يَرُونَهَا  | هَيْهَاتَ     | عَلَيْهِمْ | فِرْعَوْنَ    |
| يَسْمَعُونَ | كَيْدِي       | كَفَرُونَ  | سَيَعْلَمُونَ |

Teach 3 Days in the 10<sup>th</sup> Month

## Chapter 7 Tanween

Two fat'hah, two karsrah and two dhammah are known as tanween. Tanween is to be recited with sound from the nose e.g. BA Two fat'hah بَا, BA two kasrah بَ, BA two dhammah بُ.

## Lesson 1 The Tanween of Two Fat'hah

○ An Alif will written after a letter that has two fat'hah.

|     |     |     |     |     |     |     |
|-----|-----|-----|-----|-----|-----|-----|
| خَا | حَا | جَا | ثَا | تَا | بَا | عَا |
| صَا | شَا | سَا | زَا | رَا | ذَا | دَا |

مَا مِنْ  
نَبِيٍّ  
أَبْعَدَ

# 1 - Qur'aan

[Nooraani Qaa'idah]



Nooraani  
Qaa'idah

|     |     |     |     |     |     |     |
|-----|-----|-----|-----|-----|-----|-----|
| قَا | فَا | نَا | عَا | ظَا | كَا | ضَا |
| مَا | هَا | وَا | نَا | مَا | لَا | كَا |
|     |     |     |     |     |     | يَا |

Teach 3 Days in the 10<sup>th</sup> Month

## Lesson 2

### The Tanween of Two Kasrah

|    |    |    |    |    |    |    |
|----|----|----|----|----|----|----|
| خِ | حِ | جِ | ثِ | تِ | بِ | اِ |
| مِ | شِ | سِ | زِ | رِ | نِ | دِ |
| قِ | فِ | غِ | عِ | ظِ | طِ | ضِ |
| هِ | هِ | وِ | نِ | مِ | لِ | كِ |
|    |    |    |    |    |    | يِ |

Teach 3 Days in the 10<sup>th</sup> Month

## Lesson 3

### The Tanween of Two Dhammah

|    |    |    |    |    |    |    |
|----|----|----|----|----|----|----|
| خِ | حِ | جِ | ثِ | تِ | بِ | اِ |
|----|----|----|----|----|----|----|



# 1 - Qur'aan

[Nooraani Qaa'idah]

دُنْكَ عَشْرٌ  
دُنْ جُنْ  
مُنْ قِي تَنْ

Moorani  
Qaa'idah

|   |    |   |   |   |   |   |
|---|----|---|---|---|---|---|
| ص | ش  | س | ز | ر | ذ | د |
| ق | ف  | غ | ع | ظ | ط | ض |
| ه | هـ | و | ن | م | ل | ك |
|   |    |   |   |   |   | ي |

Teach 3 Days in the 10<sup>th</sup> Month

## Chapter 8

## The Noon Saakin

A Noon with a Sukoon is called Noon Saakin. The Noon Saakin and Tanween have the same pronunciation, e.g BAA Noon fat'hah = بَنَّ and BAA two Fat'hah = بَّا

|      |       |      |       |      |       |
|------|-------|------|-------|------|-------|
| مُنْ | مَنَّ | نُنْ | نَنَّ | تُنْ | تَنَّ |
| مُنْ | مَنَّ | ثُنْ | ثَنَّ | ثُنْ | ثَنَّ |
| جُنْ | جَنَّ | جُنْ | جَنَّ | جُنْ | جَنَّ |
| دُنْ | دَنَّ | دُنْ | دَنَّ | دُنْ | دَنَّ |

Teach 6 Days in the 10<sup>th</sup> Month

Date

Teacher's  
signature

Parent's  
signature



# 1 - Qur'aan

[Hifdhus Surah]



## Definition

**Hifdhus Surah** : To memorize any surah from the Qur'aan is called Hifdhus Surah.

## Words of Encouragement

**Hadeeth** : Nabi Muhammad ﷺ said, "It will be said to the person of the Qur'aan (Haafidh), Recite the Qur'aan and climb (the levels of Jannah) and recite steadily as you had been reciting in the world. Indeed, your level shall be where you recite the last verse."  
[Abu Daawood : 1464, Abdullaah Bin Amr رضى الله عنه]

**Hadeeth** : Nabi Muhammad ﷺ also said, "The heart without any portion of the Qur'aan is like a deserted house."  
[Tirmidhi : 2913, Ibnu Abbaas رضى الله عنه]

One must therefore make an effort to memorise the Qur'aan. The least one can do is to memorise as much as is sufficient to perform salaah properly.

## Guidelines for the Teacher

The memorisation of Suratul Faatihah, Suratul Lahab, Suratul Ikhlaa, Suratul Falaq and Suratun Naas have been included in the Hifdus Surah topic of this year's syllabus.

The most important aspect while making the students memorise these surahs is that they should do this collectively paying full attention to the rules of tajweed. The teacher should recite the surah for a few days before asking the students to recite. In this way the surahs will be easily memorised.



# 1 - Qur'aan

[Hifdhus Surah]



## Lesson 1

## Ta'awwuz

أَعُوذُ بِاللَّهِ مِنَ الشَّيْطَانِ الرَّجِيمِ

Teach 10 Days in the 1st Month

Hifdhus Surah

## Lesson 3

## Tasmiyah

بِسْمِ اللَّهِ الرَّحْمَنِ الرَّحِيمِ

Teach 10 Days in the 1st Month

Date

Teacher's signature

Parent's signature

## Lesson 3

## Suratul Faatihah

سُورَةُ الْفَاتِحَةِ

بِسْمِ اللَّهِ الرَّحْمَنِ الرَّحِيمِ

الْحَمْدُ لِلَّهِ رَبِّ الْعَالَمِينَ ۝ الرَّحْمَنِ الرَّحِيمِ ۝

مَلِكِ يَوْمِ الدِّينِ ۝ إِيَّاكَ نَعْبُدُ وَإِيَّاكَ نَسْتَعِينُ ۝

إِهْدِنَا الصِّرَاطَ الْمُسْتَقِيمَ ۝ صِرَاطَ الَّذِينَ أَنْعَمْتَ

عَلَيْهِمْ ۝ غَيْرِ الْمَغْضُوبِ عَلَيْهِمْ وَلَا الضَّالِّينَ ۝

Teach 40 Days in the 2nd 3rd Month

Date

Teacher's signature

Parent's signature



# 1 - Qur'aan

[Hifdhus Surah]



## Lesson 4 Suratul Lahab

بِسْمِ اللَّهِ الرَّحْمَنِ الرَّحِيمِ ○ سُورَةُ اللَّهَبِ

تَبَّتْ يَدَا أَبِي لَهَبٍ وَتَبَّ ۝ مَا أَغْنَىٰ عَنْهُ مَالُهُ وَمَا

كَسَبَ ۝ سَيَصْلَىٰ نَارًا ذَاتَ لَهَبٍ ۝ وَامْرَأَتُهُ

حَمَّالَةَ الْحَطَبِ ۝ فِي جِيدِهَا حَبْلٌ مِّن مَّسَدٍ ۝

|       |                |                                       |      |                     |                    |
|-------|----------------|---------------------------------------|------|---------------------|--------------------|
| Teach | 25 Days in the | 4 <sup>th</sup> 5 <sup>th</sup> Month | Date | Teacher's signature | Parent's signature |
|-------|----------------|---------------------------------------|------|---------------------|--------------------|

## Lesson 5 Suratul Ikhlâas

بِسْمِ اللَّهِ الرَّحْمَنِ الرَّحِيمِ ○ سُورَةُ الْاِخْلَاصِ

قُلْ هُوَ اللَّهُ أَحَدٌ ۝ اللَّهُ الصَّمَدُ ۝ لَمْ يَلِدْهُ وَلَمْ يُولَدْ ۝

وَلَمْ يَكُنْ لَهُ كُفُوًا أَحَدٌ ۝

|       |                |                       |      |                     |                    |
|-------|----------------|-----------------------|------|---------------------|--------------------|
| Teach | 15 Days in the | 5 <sup>th</sup> Month | Date | Teacher's signature | Parent's signature |
|-------|----------------|-----------------------|------|---------------------|--------------------|

## Lesson 6 Suratul Falaq

بِسْمِ اللَّهِ الرَّحْمَنِ الرَّحِيمِ ○ سُورَةُ الْفَلَقِ

قُلْ أَعُوذُ بِرَبِّ الْفَلَقِ ۝ مِنْ شَرِّ مَا خَلَقَ ۝ وَمِنْ شَرِّ

غَاسِقٍ إِذَا وَقَبَ ۝ وَمِنْ شَرِّ النَّفَّاثَاتِ فِي الْعُقَدِ ۝

وَمِنْ شَرِّ حَاسِدٍ إِذَا حَسَدَ ۝

|       |                |                       |      |                     |                    |
|-------|----------------|-----------------------|------|---------------------|--------------------|
| Teach | 20 Days in the | 6 <sup>th</sup> Month | Date | Teacher's signature | Parent's signature |
|-------|----------------|-----------------------|------|---------------------|--------------------|



# 1 - Qur'aan

[Hifdhus Surah]



Hifdhus Surah

## Lesson 7 **Suratun Naas** سُورَةُ النَّاسِ بِسْمِ اللّٰهِ الرَّحْمٰنِ الرَّحِیْمِ

قُلْ اَعُوْذُ بِرَبِّ النَّاسِ ۝۱ مَلِكِ النَّاسِ ۝۲ اِلٰهِ النَّاسِ ۝۳

مِنْ شَرِّ الْوَسْوَاسِ الْخَنَّاسِ ۝۴ الَّذِي يُّوسُوْسُ فِي

صُدُوْرِ النَّاسِ ۝۵ مِنَ الْجِنَّةِ وَالنَّاسِ ۝۶

Teach 20 Days in the 7<sup>th</sup> Month Date

Teacher's signature

Parent's signature

## Lesson 8

### Revision of Ta'awwuz, Tasmiyah and Suratul Faatihah

Teach 20 Days in the 8<sup>th</sup> Month Date

Teacher's signature

Parent's signature

## Lesson 9

### Revision of Suratul Lahab and Suratul Ikhlaas

Teach 20 Days in the 9<sup>th</sup> Month Date

Teacher's signature

Parent's signature

## Lesson 10

### Revision of Suratul Falaq and Suratun Naas

Teach 20 Days in the 10<sup>th</sup> Month Date

Teacher's signature

Parent's signature



## 2 - Hadeeth

[Du'aa and Sunnah]



### Definition

**Du'aa and Sunnah** : Asking from Allaah Ta'aala is called du'aa and the ways of Nabi Muhammad ﷺ is called Sunnah.

### Words of Encouragement

**Hadeeth** : Nabi Muhammad ﷺ said, "The action most liked by Allaah is du'aa." [Mustadrak : 1801, Abu Hurairah رَضِيَ اللَّهُ عَنْهُ]

**Hadeeth** : He who remains steadfast upon my sunnah, when my ummah is corrupted will receive the reward of a shaheed (martyr).

[Mu'ajamul Kabeer : 1320, Abu Hurairah رَضِيَ اللَّهُ عَنْهُ]

The life of our beloved Nabi Muhammad ﷺ is a perfect and complete example for us. It is therefore necessary that we learn and practice the sunnah way of doing all our actions in every situation and the du'aa that he recited at every moment. This is most beloved to Allaah Ta'ala who will not only make us successful in the hereafter but has also promised to give us peace, safety and respect in this very world.

### Guidelines for the Teacher

The du'aa for eating sleeping, using the toilet, the sunnah way of eating and drinking water and five specific du'aas for various occasions. Such as "بِسْمِ اللَّهِ، الْحَمْدُ لِلَّهِ، جَزَاكَ اللَّهُ" etc have been included in the Du'aa and Sunnah syllabus of this year.

These du'aas and Sunnahs should be taught collectively. If the students can easily memorise the translation they should do so but they should not be compelled to memorise it. It is important to ensure that the students practice upon these Du'aas and Sunnahs. Therefore the teacher should motivate and encourage the students with love and affection to put these du'aas and sunnahs into practise and also monitor them. He should also instruct the students to inform their parents and family members.





## 2 - Hadeeth

[Du'aa and Sunnah]



### Lesson 1 *Du'aa before Eating*

[Tirmidhi : 1858, Aa'ishah رضي الله عنها]

بِسْمِ اللَّهِ



**Translation :** I begin eating in the name of Allaah.

Teach  Days in the <sup>st</sup> Month

Du'aa and Sunnah

### Lesson 2 *If one Forgets the Du'aa before Eating, Recite the Following Du'aa*

[Abu Daawood : 3767, Aa'ishah رضي الله عنها]

بِسْمِ اللَّهِ أَوَّلَهُ وَآخِرَهُ



**Translation :** I eat in the name of Allaah at t-he beginni-ng a-nd -at .the end

Teach  Days in the <sup>st</sup> Month

### Lesson 3 *Du'aa after Eating*

[Tirmidhi : 3457, Abu Saeed رضي الله عنه]

الْحَمْدُ لِلَّهِ الَّذِي أَطْعَمَنَا وَسَقَانَا وَجَعَلَنَا مُسْلِمِينَ

**Translation :** All praise is for Allaah, Who has made us eat, drink and has made us Muslims.

Teach  Days in the <sup>st</sup> Month

Date

Teacher's signature

Parent's signature

### Lesson 4 *The Sunnah Way of Eating*

① To spread out a cloth on the floor.

[Bukhaari : 5415, Anas رضي الله عنه]

② To wash both hands up to the wrists.

[Tirmidhi : 1846, Salmaan رضي الله عنه]



## 2 - Hadeeth

[Du'aa and Sunnah]



- ③ To say the du'aa before eating. [Tirmidhi : 1858, Aa'ishah رضي الله عنها]
- ④ To sit either with one or both legs folded beneath.  
[Ibnu Maajah : 3263, Abdullaah Bin Umar رضي الله عنه, Fathul Baari : 9/542]
- ⑤ To eat with the right hand. [Bukhaari : 5376, Umar Bin Abu Salmah رضي الله عنه]
- ⑥ To eat the food right in front of you.  
[Bukhaari : 5376, Umar Bin Abu Salmah رضي الله عنه]
- ⑦ To eat with three fingers. [Muslim : 5417, Ka'ab Bin Maalik رضي الله عنه]
- ⑧ To pick up and eat any food that falls down.  
[Muslim : 5421, Jaabir رضي الله عنه]
- ⑨ To clean the plate and lick the fingers. [Muslim : 5420, Jaabir رضي الله عنه]
- ⑩ Not to lean while eating. [Tirmidhi : 1830, Abu Juhaifah رضي الله عنه]
- ⑪ Not to find any fault in the food. [Bukhaari : 5409, Abu Hurairah رضي الله عنه]
- ⑫ Not to eat food that is too hot. [Mustadrak : 7125, Jaabir رضي الله عنه]
- ⑬ To say du'aa after eating. [Tirmidhi : 3457, Abu Saeed رضي الله عنه]
- ⑭ To wash the hands and rinse the mouth after eating.  
[Tirmidhi : 1846, Salmaan رضي الله عنه, Bukhaari: 5454, Suwaid رضي الله عنه]

Teach **20** Days in the **2<sup>nd</sup>** Month

Date

Teacher's signature

Parent's signature



### Lesson 5

### The Sunnah Way of Drinking Water

- ① To drink with the right hand. [Muslim : 5384, Ibnu Umar رضي الله عنه]
- ② To sit and drink. [Tirmidhi : 1879, Anas رضي الله عنه]



## 2 - Hadeeth

[Du'aa and Sunnah]



- ③ To look into the water before drinking. [Abu Dawood : 3719, Ibnu Abbaas رضي الله عنه ; Bazlul Majhood : 11/450 B]
- ④ To say “بِسْمِ اللَّهِ” before drinking. [Tirmidhi : 1885, Ibnu Abbaas رضي الله عنه ]
- ⑤ To drink in three breaths. [Muslim : 5405, Anas رضي الله عنه ]
- ⑥ To say “أَلْحَمْدُ لِلَّهِ” after drinking. [Tirmidhi : 1885, Ibnu Abbaas رضي الله عنه ]

Teach **5** Days in the **3<sup>rd</sup>** Month

Du'aa and Sunnah

### Lesson 6 *Du'aa before Sleeping*

اللَّهُمَّ بِاسْمِكَ أَمُوتُ وَأَحْيَا

[Bukhaari : 6314, Huzaifah رضي الله عنه ]

**Translation :** O Allaah! In Your name do I die and live.

Teach **5** Days in the **3<sup>rd</sup>** Month



### Lesson 7 *Du'aa after Waking Up*

أَلْحَمْدُ لِلَّهِ الَّذِي أَحْيَانَا بَعْدَ مَا أَمَاتَنَا وَإِلَيْهِ النُّشُورُ

[Bukhaari : 6314, Huzaifah رضي الله عنه ]

**Translation :** All praise is for Allaah Ta'aala who gave us life after giving us death and we will be raised before Him.



Teach **10** Days in the **3<sup>rd</sup>** Month

Date

Teacher's signature

Parent's signature



## 2 - Hadeeth

[Du'aa and Sunnah]



### Lesson 8

### *Du'aa before Entering the Toilet*



بِسْمِ اللَّهِ، اللَّهُمَّ إِنِّي أَعُوذُ بِكَ مِنَ الْخُبْثِ  
وَالْخَبَائِثِ

[Mu'ajamu Ausat : 2803, Anas رضي الله عنه]

**Translation :** I enter in the name of Allaah Ta'aala, O Allaah! I seek Your protection from the evil male and female jinn.

Teach  Days in the  Month

### Lesson 9

### *Du'aa after Leaving the Toilet*

غُفْرَانَكَ، الْحَمْدُ لِلَّهِ الَّذِي أَذْهَبَ عَنِّي الْأَذَى وَعَافَانِي

[Ibnu Maajah : 300, Aa'ishah رضي الله عنها, 301, Anas رضي الله عنه]

**Translation :** O Allaah! I seek Your forgiveness. All praise is for Allaah Ta'aala who has removed harm from me and has given me ease and comfort.

Teach  Days in the   Month

Date

Teacher's signature

Parent's signature

### Lesson 10

### *Specific Du'aas for Various Occasions*

**On meeting a Muslim Greet him by Saying:**

السَّلَامُ عَلَيْكُمْ وَرَحْمَةُ اللَّهِ وَبَرَكَاتُهُ

[Tirmidhi : 2689, Imraan Bin Husain رضي الله عنه]

**Translation :** May Allaah's peace, mercy and blessings be upon you.



## 2 - Hadeeth

[Du'aa and Sunnah]



**If a Muslim bids Salaam Reply by Saying:**

وَعَلَيْكُمْ السَّلَامُ وَرَحْمَةُ اللَّهِ وَبَرَكَاتُهُ

[Musnadu Ahmad : 12612, Anas رضي الله عنه]

**Translation :** May Allaah's peace, mercy and blessings be upon you too.

**When Starting Something Good, Say:**

بِسْمِ اللَّهِ الرَّحْمَنِ الرَّحِيمِ

[Al Azkaar : 1/156, Abu Hurairah رضي الله عنه]



**Translation :** I begin with the name of Allaah the most beneficent the most merciful.

**When Asked how one is or when Receiving a Bounty, Say:**

الْحَمْدُ لِلَّهِ

[Ibnu Maajah : 3805, Anas رضي الله عنه]

**Translation :** All praise is for Allaah.



**When Someone Gives Something or Shows Kindness, Say:**

جَزَاكَ اللَّهُ خَيْرًا

[Tirmidhi : 2035, Usamah Bin Zaid رضي الله عنه]

**Translation :** May Allaah reward you well.



Teach 16 Days in the 5<sup>th</sup> Month

Date

Teacher's signature

Parent's signature

## 2 - Hadeeth

[Hifdhul Hadeeth]



### Definition

**Hifdhul Hadeeth** : Whatever Nabi Muhammad ﷺ said or did is known as "Hadeeth" and memorizing the hadeeth is called "Hifdhul- Hadeeth".

### Words of Encouragement

**Hadeeth** : Nabi Muhammad ﷺ said, “The person who learns forty Ahadeeth to benefit the Ummah will be told on the Day of Judgement to enter Jannah from whichever door he pleases.”

[Kanzul Ummal : 29186, Abu Mas'ood رضي الله عنه]

There are tremendous rewards for learning, memorising and practising upon the Sunnah actions of Nabi Muhammad ﷺ. This pleases Allaah and He grants the person the ability to practise upon the whole of Deen. Memorising the Ahadeeth also enlightens one's life.

### Guidelines for the Teacher

Five Ahadeeth with their translations have been included in this year's syllabus which cover the five broad branches of Deen. viz. Imaaniyaat, Ibaadaat, Mu'aamalaat, Mu'aasharaat and Akhlaaqiyaat.

These Ahadeeth are to be taught collectively with the category of Deen they fall under and their translations. For example: “Hadeeth 1: on Imaaniyaat الدِّينُ يُسْرَرُ Translation: “Deen is easy” Students must also be encouraged to practise upon these Ahadeeth.



## 2 - Hadeeth

[Hifdhul Hadeeth]



### Lesson 1

### Hadeeth No. ① on Imaaniyaat

الدِّينُ يُسْرٌ

[Sho'ab-ul-Imaan : 3881, Abu Hurairah رضي الله عنه]

Translation : Deen is easy.

|       |    |      |        |                 |       |      |           |           |          |           |
|-------|----|------|--------|-----------------|-------|------|-----------|-----------|----------|-----------|
| Teach | 20 | Days | in the | 6 <sup>th</sup> | Month | Date | Teacher's | signature | Parent's | signature |
|-------|----|------|--------|-----------------|-------|------|-----------|-----------|----------|-----------|

### Lesson 2

### Hadeeth No. ② on Ibaadaat

مِفْتَاحُ الْجَنَّةِ الصَّلَاةُ

[Tirmidhi : 4, Jaabir رضي الله عنه]

Translation : Salaah is the key to Jannah.

|       |    |      |        |                 |       |      |           |           |          |           |
|-------|----|------|--------|-----------------|-------|------|-----------|-----------|----------|-----------|
| Teach | 20 | Days | in the | 7 <sup>th</sup> | Month | Date | Teacher's | signature | Parent's | signature |
|-------|----|------|--------|-----------------|-------|------|-----------|-----------|----------|-----------|

### Lesson 3

### Hadeeth No. ③ on Mu'aamalaat

مَنْ غَشَّ فَلَيْسَ مِنَّا

[Tirmidhi : 1315, Abu Hurairah رضي الله عنه]

Translation : He who cheats is not one of us (Muslims).

|       |    |      |        |                 |       |      |           |           |          |           |
|-------|----|------|--------|-----------------|-------|------|-----------|-----------|----------|-----------|
| Teach | 20 | Days | in the | 8 <sup>th</sup> | Month | Date | Teacher's | signature | Parent's | signature |
|-------|----|------|--------|-----------------|-------|------|-----------|-----------|----------|-----------|





# 3 - Aqaa'id and Masaa'il

[Aqaa'id (Beliefs)]



## Definition

**Aqaa'id :** Those aspects of Deen that a man strongly believes from the heart are called Aqaa'id.

## Words of Encouragement

**Qur'aan:** Allaah says in the Qur'aan:

إِنَّ الَّذِينَ آمَنُوا وَعَمِلُوا الصَّالِحَاتِ لَهُمْ جَنَّاتُ النَّعِيمِ

[Suratu Luqman:8]

TRANSLATION: Surely, there are gardens of bliss for those who believe and do good deeds.

**Hadeeth :** Nabi Muhammad ﷺ said, Allaah Ta'aala will make the fire of Jahannam haraam on he who bears witness that there is none worthy of worship but Allaah and Muhammad is the messenger of Allaah. [Muslim : 151, Ubaadah Bin Saamit رَضِيَ اللَّهُ عَنْهُ]

The Aqaa'id and beliefs of a Muslim form the foundation of the Deen of a Muslim. The more firm and correct a person's beliefs are the more firm and correct his actions will be. On the other hand, if his beliefs are weak, his actions will also be weak. It is therefore necessary for every Muslim to make an effort to correct his beliefs and strengthen the conviction of the heart.

## Guidelines for the Teacher

The first and second kalimah of Islaam i.e. Al-Kalimatut Tayyibah and Al-Kalimatush Shahaadah with their translation have been included in this year's syllabus. They should be taught collectively. Students should be made aware of the fact that everything in these kalimahs need to be strongly believed from the heart and said with the tongue.



# 3 - Aqaa'id and Masaa'il

[Aqaa'id (Beliefs)]



## Lesson One *Al Kalimatut Tayyibah*

لَا إِلَهَ إِلَّا اللَّهُ مُحَمَّدٌ رَّسُولُ اللَّهِ

[Mu'ajamus Sageer : 992, Umar رَضِيَ اللَّهُ عَنْهُ]

**Translation :** There is none worthy of worship but Allaah, Muhammad ﷺ is the messenger of Allaah.

|   |      |                     |                    |
|---|------|---------------------|--------------------|
| Teach <b>40</b> Days in the <b>1<sup>st</sup></b> <b>2<sup>nd</sup></b> Month | Date | Teacher's signature | Parent's signature |
|---|------|---------------------|--------------------|

## Lesson Two *Al Kalimatush Shahaadah*

أَشْهَدُ أَنْ لَا إِلَهَ إِلَّا اللَّهُ وَأَشْهَدُ أَنَّ مُحَمَّدًا عَبْدُهُ  
وَرَسُولُهُ

[Mustadrak : 9, Abdullaah Bin Amr Bin Aas رَضِيَ اللَّهُ عَنْهُ]

**Translation :** I bear witness that there is none worthy of worship but Allaah and I bear witness that Muhammad ﷺ is the servant and messenger of Allaah.

|   |      |                     |                    |
|---|------|---------------------|--------------------|
| Teach <b>60</b> Days in the <b>3<sup>rd</sup></b> <b>4<sup>th</sup></b> <b>5<sup>th</sup></b> Month | Date | Teacher's signature | Parent's signature |
|---|------|---------------------|--------------------|

Aqaa'id (Beliefs)

### 3 - Aqaa'id and Masaa'il

[Salaah]



#### Definition

**Salaah** : To display one's devotion and obedience to Allaah Ta'ala in a specific manner is called salaah.

#### Words of Encouragement

**Hadeeth:** Nabi Muhammad ﷺ said, "Salaah is a pillar of Deen."  
[Sho'abul Imaan : 2807, Umar رضى الله عنه]

**Hadeeth:** Nabi Muhammad ﷺ said, "Salaah is the key to Jannah."  
[Tirmidhi : 4, Jaabir رضى الله عنه]

**Hadeeth:** Nabi Muhammad ﷺ also said, "The comfort of my eyes is in salaah."  
[Mustadrak : 2676, Anas رضى الله عنه]

Salaah is the most important act of worship in Islaam. Allaah has promised forgiveness, a good life and blessings in the livelihood for he who performs salaah regularly. It is therefore important for every muslim to learn the correct method of salaah and perform it with regularity.

#### Guidelines for the Teacher

The purpose of introducing this topic is that every student should perform wudhu and salaah correctly. After making the students collectively memorise all the words that are recited in salaah they are to be taught to perform wudhu and salaah according to the sunnah way given under the title "The method of performing wudhu and salaah" practically once a week. This practical demonstration of wudhu and salaah should be done collectively. During the first week the teacher should practically demonstrate wudhu and salaah. Thereafter, he should make the students do the practical demonstrations weekly.



### 3 - Aqaa'id and Masaa'il

[Salaah]



- The practical demonstration of wudhu should be done by taking the students to the place designated for wudhu. Ask one student to perform wudhu in front of the class according to the way given under the title "The method of performing wudhu." Ensure that the student performs the wudhu correctly by fulfilling all the faraa'idh and sunan and monitor the way they wash their faces, hands, feet and the manner in which they make masah. Correction of any mistake should be done in front of the students.
- The practical demonstration of salaah should be done by making the students stand in rows. The boys row should be in front of the girls. The teacher should say all the words recited in salaah in a loud voice while walking in between the rows. He should monitor the standing, the ruku and the sajdah of the students and correct any mistake. The teacher should say اللهُ أَكْبَرُ in a loud voice and the students should repeat it. Thereafter the teacher will recite the Thanaa which the students will repeat. E.g. When he says ... سُبْحَانَكَ اللَّهُمَّ the students should repeat ... سُبْحَانَكَ اللَّهُمَّ the teacher should then say - - وَيَحْمَدُكَ - - and the students should repeat - - وَيَحْمَدُكَ - - in this manner the teacher should recite all the words of salaah and the students should repeat and complete the practical demonstration of salaah.

Thereafter, the teacher should appoint one student as an Imaam to perform the salaah. In this way each student should be given the opportunity to perform the salaah while the teacher monitors them to ensure that the salaah is performed in the sunnah way and the ruku, sajdah and all postures of salaah are correct. Each student will be able to perform salaah correctly if the practical demonstrations are conducted in the above manner. Any student joining the class during the course of the year should also be included in these practical demonstrations.

Note: The manner of performing salaah given under the title "The method of performing salaah has been include in this book for the big students.



# 3 - Aqaa'id and Masaa'il

[Salaah]



## Lesson 1 *The Words of Salaah*

### At-Takbeer Tahreemah

(to be recited when starting the salaah):

اللَّهُ أَكْبَرُ

[Tirmidhi : 238, Abu Saeed رضي الله عنه]

### The Tasbeeh of Ruku:

سُبْحَانَ رَبِّيَ الْعَظِيمِ

[Tirmidhi : 261, Ibnu Mas'ood رضي الله عنه]

### The Tasmee (to be recited when coming up from Ruku):

سَمِعَ اللَّهُ لِمَنْ حَمِدَهُ

[Bukhaari : 722, Abu Hurairah رضي الله عنه]

### The Tahmeed (to be recited while standing after the Ruku):

رَبَّنَا لَكَ الْحَمْدُ

[Bukhaari : 722, Abu Hurairah رضي الله عنه]

### The Tasbeeh of Sajdah :

سُبْحَانَ رَبِّيَ الْأَعْلَى

[Tirmidhi : 261, Ibnu Mas'ood رضي الله عنه]

### Salaam:

السَّلَامُ عَلَيْكُمْ وَرَحْمَةُ اللَّهِ

[Tirmidhi : 295, Ibnu Mas'ood رضي الله عنه]

|       |                |                 |                 |       |      |                     |                    |
|-------|----------------|-----------------|-----------------|-------|------|---------------------|--------------------|
| Teach | 40 Days in the | 1 <sup>st</sup> | 2 <sup>nd</sup> | Month | Date | Teacher's signature | Parent's signature |
|-------|----------------|-----------------|-----------------|-------|------|---------------------|--------------------|

Salaah



## 3 - Aqaa'id and Masaa'il

[Salaah]



### Lesson 2

### Thanaa

سُبْحَانَكَ اللَّهُمَّ وَبِحَمْدِكَ وَتَبَارَكَ اسْمُكَ وَتَعَالَى

جَدُّكَ وَلَا إِلَهَ غَيْرُكَ [Tirmidhi : 242, Abu Saeed رضي الله عنه]

|       |    |      |                 |       |      |                     |                    |
|-------|----|------|-----------------|-------|------|---------------------|--------------------|
| Teach | 20 | Days | 3 <sup>rd</sup> | Month | Date | Teacher's signature | Parent's signature |
|-------|----|------|-----------------|-------|------|---------------------|--------------------|

### Lesson 3

### At-Tashahhud

التَّحِيَّاتُ لِلَّهِ وَالصَّلَوَاتُ وَالطَّيِّبَاتُ، السَّلَامُ عَلَيْكَ

أَيُّهَا النَّبِيُّ وَرَحْمَةُ اللَّهِ وَبَرَكَاتُهُ، السَّلَامُ عَلَيْنَا وَعَلَى

عِبَادِ اللَّهِ الصَّالِحِينَ، أَشْهَدُ أَنْ لَا إِلَهَ إِلَّا اللَّهُ وَأَشْهَدُ

أَنَّ مُحَمَّدًا عَبْدُهُ وَرَسُولُهُ [Bukhaari : 1202, Ibnu Mas'ood رضي الله عنه]

|       |    |      |                 |                 |       |      |                     |                    |
|-------|----|------|-----------------|-----------------|-------|------|---------------------|--------------------|
| Teach | 40 | Days | 4 <sup>th</sup> | 5 <sup>th</sup> | Month | Date | Teacher's signature | Parent's signature |
|-------|----|------|-----------------|-----------------|-------|------|---------------------|--------------------|

### The Method of Performing Wudhu

It is necessary to attain purity before performing salaah. This method of purifying oneself is called wudhu.

[Shaami : 1/223, Kitaabuttahaarah, Sunanul Wudhu]

① To make an intention to please Allaah and to attain purity.

[Bukhaari : 1, Umar رضي الله عنه; Shaami : 1/272, Kitaabuttahaarah, Sunanul Wudhu]

② To perform wudhu with clean water.

[Abu Daawood : 83, Abu Hurairah رضي الله عنه; Shaami : 2/20, Baabul Miyaah]

### 3 - Aqaa'id and Masaa'il

[Salaah]



- ③ To recite Bismillah before performing wudhu.  
[Nasai : 78, Anas رضي الله عنه; Shaami : 1/278, Kitaabuttahaarah, Sunanul Wudhu]
- ④ To wash both hands up to the wrists three times.  
[Bukhaari : 159, Uthmaan Bin Affaan رضي الله عنه; Shaami : 1/286, Kitaabuttahaarah, Sunanul Wudhu]
- ⑤ To use the miswaak or the finger if the miswaak is not available.  
[Bukhaari : 887, Abu Hurairah رضي الله عنه; Sunanul Kubra, Baihaqi:179 Anas رضي الله عنه; Shaami:1/296,302, Kitaabuttahaarah, Sunanul Wudhu]
- ⑥ To gargle the mouth three times.  
[Bukhaari : 159, Uthmaan Bin Affaan رضي الله عنه; Shaami : 1/306, Kitaabuttahaarah, Sunanul Wudhu]
- ⑦ To rinse the nostrils three times and use the little finger of the left hand to clean them.  
[Bukhaari :185, Abdullaah Bin Zaid رضي الله عنه; Shaami : 1/306,308, Kitaabuttahaarah, Sunanul Wudhu]
- ⑧ To wash the face three times from one earlobe to the other and from the hairline above the forehead to below the chin.  
[Bukhaari : 159, Uthmaan Bin Affaan رضي الله عنه; Shaami : 1/235, Kitaabuttahaarah, Arkaanul Wudhu;1/315, Kitaabuttahaarah, Sunanul Wudhu]
- ⑨ To wash both arms three times to above the elbows. To wash the right arm first then the left arm and to make khilaal of the fingers.  
[Bukhaari : 159, Uthmaan Bin Affaan رضي الله عنه; Shaami : 1/247, Kitaabuttahaarah, Arkaanul Wudhu ;1/315-332, Kitaabuttahaarah, Sunanul Wudhu]
- ⑩ To wet the hands and make masah of the whole head, the ears and the nape only once.  
[Bukhaari : 192, Abdullaah Bin Zaid رضي الله عنه; Tirmidhi : 36, Ibnu Abbaas رضي الله عنه, Talkheesul Habeer : 1/288, Baab Sunanul Wudhu ; Shaami : 1/323-336, Kitaabuttahaarah, Sunanul Wudhu]
- ⑪ To wash both feet up to above the ankles three times. To wash the right foot first then the left foot and to make khilaal of the toes.  
[Bukhaari : 159, Uthmaan Bin Affaan رضي الله عنه; Shaami : 1/247, Kitaabuttahaarah, Arkaanul Wudhu;1/315-332, Kitaabuttahaarah, Sunanul Wudhu]
- ⑫ To wash the face, arms and feet thoroughly.  
[Musnadu Ahmad : 16441, Abdullaah Bin Zaid رضي الله عنه; Shaami : 1/331, Kitaabuttahaarah, Sunanul Wudhu]
- ⑬ To recite the du'aa after wudhu.  
[Tirmidhi : 55, Umar رضي الله عنه; Shaami : 1/345, Kitaabuttahaarah, Sunanul Wudhu]



## 3 - Aqaa'id and Masaa'il

[Salaah]



### *The Sunan of Salaah*

#### *Qiyaam (Standing up) and Raising the Two Hands*

- ① To stand upright without bending the head when saying the takbeerat-ut-tahreemah. [Suratul Baqarah : 238 ; Shaami : 3/479, Sunanus Salaah]
- ② To raise both hands up to the earlobes when saying the takbeerat-ut-tahreemah.  
[Muslim : 891, Maalik Bin Huwairith رَضِيَ اللهُ عَنْهُ; Shaami : 4/4, Baabu Sifatih Salaah, Fasl]
- ③ To face the palms towards the Qiblah.  
[Tabrani Kabir:711, Ibnu Umar رَضِيَ اللهُ عَنْهُ; Shaami : 4/4, Sunanus Salaah]
- ④ To keep the fingers in their natural position, i.e. neither spread apart nor closed.  
[Sahi Ibnu Khuzaimah : 459, Abu Hurairah رَضِيَ اللهُ عَنْهُ; Shaami : 3/476, Sunanus Salaah]
- ⑤ To keep a space of at least four fingers between the feet and to ensure that the toes face the Qiblah.  
[Nasai : 893, Abdullaah Bin Mas'ood رَضِيَ اللهُ عَنْهُ; Shaami : 3/384, Bahasul Qiyaam]
- ⑥ To look at the place of sajdah without bending forward in Qiyaam. [Sunanul Kubra Lil Baihaqi : 3686, Anas رَضِيَ اللهُ عَنْهُ; Shaami : 3/489, Aadaabus Salaah]

#### *Folding the Hands*

- ① To place the palm of the right hand on the back of the palm of the left hand. [Bukhaari : 740, Sahal Bin Sa'ad رَضِيَ اللهُ عَنْهُ; Shaami : 2/172, Sunanus Salaah]
- ② To form a ring with the thumb and the little finger while holding the wrist.  
[Muatta Imaam Muhammad ma'a Sharhihi :2/62 ; Shaami : 4/19, Baab Sifatih Salaah, Fasl]
- ③ To place the remaining three fingers on the forearm of the left hand.  
[Muatta Imaam Muhammad ma'a Sharhihi 2/62 ; Shaami : 4/19, Baab Sifatih Salaah, Fasl]
- ④ To fold the hands below the navel.  
[Abu Daawood : 758, Abu Hurairah رَضِيَ اللهُ عَنْهُ; Shaami : 4/18, Sunanus Salaah]





## 3 - Aqaa'id and Masaa'il

[Salaah]



### The Ruku

- ① To go into ruku while saying takbeer.

[Bukhaari : 789, Abu Hurairah رضي الله عنه; Shaami : 4/40, Baabu Sifatis Salaah, Fasl]

- ② To hold the knees with both the hands.

[Abu Daawood : 734, Abu Humaid رضي الله عنه; Shaami : 4/40, Baabu Sifatis Salaah]

- ③ To keep the fingers apart while holding the knees.

[Abu Daawood : 731, Abu Humaid رضي الله عنه; Shaami : 4/40, Baabu Sifatis Salaah, Fasl]

- ④ To keep the legs upright.

[Mu'ajamu Kabeer : 12781, Ibnu Abbas رضي الله عنه; Shaami : 4/40, Baabu Sifatis Salaah, Fasl]

- ⑤ To keep the back straight.

[Bukhaari : 828, Abu Humaid رضي الله عنه; Shaami : 4/40, Baabu Sifatis Salaah, Fasl]

- ⑥ To keep the head and the back at the same level.

[Abu Daawood : 731, Abu Humaid رضي الله عنه; Shaami : 4/40, Baabu Sifatis Salaah, Fasl]

- ⑦ To recite “سُبْحَانَ رَبِّيَ الْعَظِيمِ” at least three times.

[Abu Daawood : 886, Abdullah Bin Mas'ood رضي الله عنه; Shaami : 4/40, Baabu Sifatis Salaah, Fasl]

- ⑧ When rising from ruku, the Imaam will say “سَمِعَ اللَّهُ لِمَنْ حَمِدَهُ”, thereafter, the muqtadi will say “رَبَّنَا لَكَ الْحَمْدُ” A munfarid (the person performing salaah alone) will recite both.

[Bukhaari : 722, Abu Hurairah رضي الله عنه; Shaami : 4/49, Baabu Sifatis Salaah, Fasl]

- ⑨ To rise from ruku calmly and to stand upright.

[Bukhaari : 793, Abu Hurairah رضي الله عنه; Shaami : 3/445, Waajibaatus Salaah]

**Note:** To stand upright after the ruku is called qau'mah. Qau'mah is wajib (compulsory) and special attention should be given to perform it correctly.

[Bukhaari : 793, Abu Hurairah رضي الله عنه, Shami: 445/3 Waajibatus salaah]



## 3 - Aqaa'id and Masaa'il

[Salaah]



### Going into Sajdah

- ① To say the takbeer for sajdah.  
[Bukhaari : 789, Abu Hurairah رَضِيَ اللهُ عَنْهُ; Shaami : 4/54, Baabu Sifatis Salaah, Fas]
- ② To keep the head and chest upright without bending forward while going for sajdah.  
[Nasai 1084, Hakim رَضِيَ اللهُ عَنْهُ; Shaami : 4/54, Baabu Sifatis Salaah, Fas]
- ③ To place the knees on the ground first, then the hands, followed by the nose and finally the forehead when going into sajdah. [Abu Daawood:838, Waail Bin Hajr رَضِيَ اللهُ عَنْهُ; Shaami : 4/45, Baabu Sifatis Salaah, Fas]

### The Sajdah

- ① To place the head between the hands.  
[Muslim 923, Waail Bin Hajr رَضِيَ اللهُ عَنْهُ; Shaami : 4/55, Baabu Sifatis Salaah, Fas]
- ② To place both the forehead and the nose on the ground in sajdah.  
[Muslim:1127, Ibnu Abbas رَضِيَ اللهُ عَنْهُ; Shaami : 4/54, Baabu Sifatis Salaah, Fas]
- ③ To keep the stomach away from the thighs in sajdah.  
[Muslim : 1135, Mai'moonah رَضِيَ اللهُ عَنْهَا; Shaami : 4/62, Baabu Sifatis Salaah, Fas]
- ④ To keep the arms away from the sides.  
[Bukhaari : 390, Abdullah Bin Maalik رَضِيَ اللهُ عَنْهُ; Shaami : 4/62, Baabu Sifatis Salaah, Fas]
- ⑤ To keep the elbows off the ground.  
[Muslim : 1132, Baraa رَضِيَ اللهُ عَنْهُ; Maraqiul Falah : 1/132, Sunanus Salaah]
- ⑥ To recite "سُبْحَانَ رَبِّيَ الْأَعْلَى" at least three times.  
[Abu Daawood : 886, Abdullaah Bin Mas'ood رَضِيَ اللهُ عَنْهُ; Shaami : 4/63, Baabu Sifatis Salaah, Fas]
- ⑦ To keep the toes on the ground bending them towards the Qiblah.  
[Bukhaari : 828, Abu Humaid Assaa'idi رَضِيَ اللهُ عَنْهُ; Shaami : 4/63, Baabu Sifatis Salaah, Fas]



## 3 - Aqaa'id and Masaa'il

[Salaah]



- ⑧ To keep the fingers closed in sajdah.

[Sahi Ibnu Hibbaan : 1920, Waail Bin Hajr رَضِيَ اللهُ عَنْهُ ; Shaami : 4/63, Baabu Sifatiss Salaah, Fasli]

- ⑨ To look at the tip of the nose in sajdah.

[Shaami : 3/489, Baabu Sifatiss Salaah, Fasli]

- ⑩ To say the takbeer again when rising from the sajdah.

[Bukhaari : 789, Abu Hurairah رَضِيَ اللهُ عَنْهُ ; Shaami : 4/73, Baabu Sifatiss Salaah, Fasli]

**Note:** It is waajib (compulsory) to sit calmly between the two sajdahs. This posture is called jalsah and special attention should be given to perform it correctly.

[Bukhaari : 793, Abu Hurairah رَضِيَ اللهُ عَنْهُ ; Shaami : 3/445, Waajibaatuss Salaah]

### *Rising from Sajdah*

- ① To keep the head and chest upright without bending it while rising from sajdah.

[Shaami : 4/73, Baabu Sifatiss Salaah, Fasli]

- ② To first raise the forehead, then the nose, followed by the hands and finally the knees when rising from sajdah.

[Abu Daawood : 838, Waail Bin Hajr رَضِيَ اللهُ عَنْهُ ; Shaami : 4/55, Baabu Sifatiss Salaah, Fasli]

### *The Qa'dah (Sitting Posture)*

- ① To keep the right foot upright and lay the left foot flat and sit on it and to ensure that the toes of both the feet are facing the Qiblah.

[Abu Daawood : 783, Aa'ishah رَضِيَ اللهُ عَنْهَا ; Shaami : 4/82, Baabu Sifatiss Salaah, Fasli]

- ② To place both hands on the thighs and to look into the lap in qa'dah.

[Abu Daawood : 726, Waail Bin Hajr رَضِيَ اللهُ عَنْهُ ; Shaami : 4/82, Baabu Sifatiss Salaah, Fasli ; 3/489, Aadaabuss Salaah]

- ③ To recite tashahhud in the qa'dah.

[Bukhaari : 1202, Abu Ma'sood رَضِيَ اللهُ عَنْهُ ; Shaami : 50/4 Waajibaatuss salaah]

- ④ To make a ring with the thumb and middle finger and to lift the right index finger when saying "لَا إِلَهَ إِلَّا اللَّهُ" and drop it when saying "أَشْهَدُ أَنْ لَا إِلَهَ إِلَّا اللَّهُ" while reciting the tashahhudd.

[Abu Daawood : 726, Waa'il Bin Hajr رَضِيَ اللهُ عَنْهُ ; Aa'la-us-Sunan: 883/2; Shaami : 85/4, Baabu sifatis Salaah, Fasli]



## 3 - Aqaa'id and Masaa'il

[Salaah]



- ⑤ To send salutation on Nabi Muhammad ﷺ after reciting Tashshud in the last qa'dah.  
[Bukhaari : 3370, Ka'ab bin Ujrah رَضِيَ اللهُ عَنْهُ; shaami 91/4 Baabu sifatis Salaah, fasl]
- ⑥ To recite any du'aa narrated in the Qur'aan or Hadeeth after sending salutation.  
[Bukhaari : 834, Abu Bakr رَضِيَ اللهُ عَنْهُ Shaami : 4/120, Baabu Sifatis Salaah, Fasl]

### The Salaam

- ① To turn the face to both the sides when making salaam.  
[Muslim : 1343, Sa'ad Bin Abi Waqqaas رَضِيَ اللهُ عَنْهُ; Shaami : 4/128, Baabu Sifatis Salaah, Fasl]
- ② To begin with the right side when making salaam.  
[Muslim : 1343, Sa'ad bin Abi Waqqaas رَضِيَ اللهُ عَنْهُ; Shaami : 4/128, Baabu Sifatissalaah, Fasl]
- ③ To turn the head to such an extent while making salaam that the people from behind see one's cheek.  
[Muslim : 1343, Sa'ad Bin Abi Waqqaas رَضِيَ اللهُ عَنْهُ; Shaami : 4/128, Baabu Sifatis Salaah, Fasl]
- ④ The Imaam should make the intention of greeting the muqtadi (followers), the angels and the pious jinn while making salaam.  
[Ownul Ma'abood : 3/212; Shaami : 4/134, Baabu Sifatis Salaah, Fasl]
- ⑤ The muqtadi should make the intention of greeting the Imaam, the angels, the pious jinn and the other muqtadis.  
[Ibnu Maajah : 922, Samurah Bin Jundub رَضِيَ اللهُ عَنْهُ, Aunul Ma'abood : 3/212; Shaami : 4/135, Baabu Sifatis Salaah, Fasl]
- ⑥ The munfarid (one performing salaah alone) should make the intention of greeting the angels only.  
[Shaami : 4/135, Baabu Sifatis Salaah, Fasl]
- ⑦ The muqtadi should make salaam with the Imaam.  
[Bukhaari: 838, Itbaan Bin Maalik رَضِيَ اللهُ عَنْهُ; Shaami : 4/128, Baabu Sifatis Salaah, Fasl]
- ⑧ The second salaam should be slightly softer than the first one.  
[Musannaf Ibnu Abi Shaibah : 3052, Ali رَضِيَ اللهُ عَنْهُ; Shaami : 4/132, Baabu Sifatis Salaah, Fasl]



### 3 - Aqaa'id and Masaa'il

[Salaah]



#### *The Difference in the Salaah of Females*

- ① Women should raise their hands only up to their shoulders without taking them out of the head covering at the time of takbeerat-ut-tahreema. [Tabraani Kabeer : 17497, Waail Bin Hajr رَضِيَ اللهُ عَنْهُ; Juz Rafaulyadain Lil Bukhaari : 22, Abdu Rabbihi رَضِيَ اللهُ عَنْهُ; Shaami : 4/71, Baabu Sifatis Salaah, Fas]
- ② Women should put their hands on their chests with the palm of the right hand on the back of the palm of the left hand. Their arms should be close to their sides and their ankles should be kept together. [Shaami : 4/71, Baabu Sifatis Salaah, Fas]
- ③ In ruku, women should bend a little until their hands touch their knees without making their backs flat (like men) and place their hands on their knees without holding them. [Musannaf Ibnu Abi Shaibah : 2778, Ibnu Abbaas رَضِيَ اللهُ عَنْهُمَا; Shaami : 4/71, Baabu Sifatis Salaah, Fas]
- ④ In sajdah, women should not keep their feet upright, but should spread it out towards the right side with their arms on the ground. The sajdah should be made as close as possible to the ground with the arms close to the sides and the stomach touching the thighs. [Musannaf Abdur Razzaque : 5072, Ali رَضِيَ اللهُ عَنْهُ , (Sunanu Kubra Baihaqi :3324, Ibnu Umar رَضِيَ اللهُ عَنْهُ, 3325, Zaid Bin Habeeb رَضِيَ اللهُ عَنْهُ, Shaami : 4/71, Baabu Sifatis Salaah, Fas)]
- ⑤ In qa'dah, women should keep their feet spread out towards the right side with the hands on the thighs and the fingers kept tightly together. [Sunanu Kubra Baihaqi 3324 Ibnu Umar رَضِيَ اللهُ عَنْهُ Musnadu Imaamu Aazam Abu Haneefah رَضِيَ اللهُ عَنْهُ :136, Ibnu Umar رَضِيَ اللهُ عَنْهُ Shaami : 4/71, Baabu Sifatis Salaah, Fas]

Salaah



### 3 - Aqaa'id and Masaa'il

[Salaah]



#### The Method of Performing Salaah

To perform salaah, one needs to face the Qiblah in the state of wudhu and make an intention in the heart of the salaah to be performed such as Fajr, Zuhr, etc. It is best to say the intention in words.

After making the intention, raise both hands up to the ears and say the takbeerat-ut-tahreema (اللهُ أَكْبَرُ) then fold the hands below the navel and recite the thanaa:

سُبْحَانَكَ اللَّهُمَّ وَبِحَمْدِكَ وَتَبَارَكَ اسْمُكَ وَتَعَالَى جَدُّكَ وَلَا إِلَهَ غَيْرُكَ

Then recite the ta'awwuz:

أَعُوذُ بِاللَّهِ مِنَ الشَّيْطَانِ الرَّجِيمِ

Then recite the Suratul Faatihah:

بِسْمِ اللَّهِ الرَّحْمَنِ الرَّحِيمِ

الْحَمْدُ لِلَّهِ رَبِّ الْعَالَمِينَ ۝ الرَّحْمَنِ الرَّحِيمِ ۝ مَلِكِ يَوْمِ الدِّينِ ۝  
إِيَّاكَ نَعْبُدُ وَإِيَّاكَ نَسْتَعِينُ ۝ اهْدِنَا الصِّرَاطَ الْمُسْتَقِيمَ ۝ صِرَاطَ  
الَّذِينَ أَنْعَمْتَ عَلَيْهِمْ ۝ غَيْرِ الْمَغْضُوبِ عَلَيْهِمْ وَلَا الضَّالِّينَ ۝

After reciting Suratul Faatihah, say aameen silently. Then recite the tasmiyah again, followed by a Surah of the Qur'aan, such as:

بِسْمِ اللَّهِ الرَّحْمَنِ الرَّحِيمِ

إِنَّا أَعْطَيْنَاكَ الْكُوفِرَ ۝ فَصَلِّ لِرَبِّكَ وَانْحَرْ ۝ إِنَّ شَانِئَكَ هُوَ الْأَبْتَرُ ۝

Thereafter, say “اللهُ أَكْبَرُ” and go into ruku. In ruku, recite the tasbeeh “سُبْحَانَ رَبِّيَ الْعَظِيمِ” at least thrice, then rise from ruku saying “رَبَّنَا لَكَ الْحَمْدُ”. When following an Imaam, say “رَبَّنَا لَكَ الْحَمْدُ” after the Imaam has said “سَمِعَ اللَّهُ لِمَنْ حَمِدَهُ”. Then say “اللهُ أَكْبَرُ” and go into sajdah.



### 3 - Aqaa'id and Masaa'il

[Salaah]



Recite the tasbeeh of sajdah “سُبْحَانَ رَبِّيَ الْأَعْلَى” at least thrice. Then rise from sajdah saying “اللَّهُ أَكْبَرُ” and sit calmly, then say “اللَّهُ أَكْبَرُ” and go into sajdah for a second time. Recite the tasbeeh “سُبْحَانَ رَبِّيَ الْأَعْلَى” at least thrice. Then say “اللَّهُ أَكْبَرُ” and stand up for the second rakaah. Thereafter, recite “بِسْمِ اللَّهِ.....”, Suratul Faatihah, then repeat the “بِسْمِ اللَّهِ.....” followed by a Surah of the Qur’aan, such as:

قُلْ هُوَ اللَّهُ أَحَدٌ ۝ اللَّهُ الصَّمَدُ ۝ لَمْ يَلِدْهُ وَلَمْ يُولَدْ ۝  
وَلَمْ يَكُنْ لَهُ كُفُوًا أَحَدٌ ۝

and after completing the second rakaah in the same manner sit in q’adah. In q’adah recite tashahhud first and make a ring with the middle finger and thumb when reaching the word “أَشْهَدُ” lift the right index finger when saying “لَا إِلَهَ” and drop it when saying “إِلَّا اللَّهُ”. Maintain the ring made with the fingers until the end of the salaah. Then recite ... اللَّهُمَّ صَلِّ عَلَى مُحَمَّدٍ until the end. Thereafter, recite the du’aa ... إِنِّي ظَلَمْتُ نَفْسِي until the end and finally say “السَّلَامُ عَلَيْكُمْ وَرَحْمَةُ اللَّهِ” while turning your face to the right then say “السَّلَامُ عَلَيْكُمْ وَرَحْمَةُ اللَّهِ” while turning your face is the left. Two rakaahs salaah is to be completed in this manner. If performing more than two rakaahs, after tashahhud say “اللَّهُ أَكْبَرُ” and immediately stand up for the third rakaah. If the salaah is not fardh, complete the remaining rakaahs as discussed above and if it is fardh salaah, then only Suratul Faatihah is to be recited in the third and fourth rakaahs, no Surah is to be recited after Suratul Faatihah). Then sit down in q’adah again and recite the tashahhud, send salutations upon Nabi Muhammad ﷺ and recite the du’aa and end the salaah with salaam.

Salaah



#### Definition

**Al-Asmaa-ul-Husna** : The beautiful names of Allaah Ta'aala are called "Al-Asmaa-ul-Husna".

#### Words of Encouragement

**Qur'aan:** **وَلِلَّهِ الْأَسْمَاءُ الْحُسْنَىٰ فَادْعُوهُ بِهَا** [Suratul'Aaraaf : 180]

TRANSLATION : Allaah has the most beautiful names, so call Him by them.

**Hadeeth:** Nabi Muhammad ﷺ said, "Indeed, Allaah has ninety-nine names and whoever will memorise them will enter Jannah."

[Muslim : 6986, Abu Hurairah رَضِيَ اللَّهُ عَنْهُ]

The descriptive names of Allaah have a powerful effect and carry many virtues. The du'aa made after calling him by these names will certainly be accepted.

#### Guidelines for the Teacher

Fifteen of the descriptive names of Allaah have been included in this year's syllabus. The names of every previous month have been repeated together with the names of each new month so that the students may memorise all of them easily from beginning to end. These names of Allaah should be taught collectively .





### 3 - Aqaa'id and Masaa'il

[Al-Asmaa-ul-Husna]

الرَّحْمَنُ  
الرَّحِيمُ  
الْجَبَّارُ  
الْقُدُّوسُ

#### Lesson 1

#### Al-Asmaa-ul-Husna 1,2,3

هُوَ اللَّهُ الَّذِي لَا إِلَهَ إِلَّا هُوَ

الْمَلِكُ

الرَّحِيمُ

الرَّحْمَنُ

هُوَ اللَّهُ الَّذِي لَا إِلَهَ إِلَّا هُوَ الرَّحْمَنُ الرَّحِيمُ الْمَلِكُ

Teach 25 Days in the 6<sup>th</sup> 7<sup>th</sup> Month Date

Teacher's signature

Parent's signature

#### Lesson 2

#### Al-Asmaa-ul-Husna 4,5,6,7

الْمُهَيْبِينَ

الْمُؤْمِنِينَ

السَّلَامُ

الْقُدُّوسُ

هُوَ اللَّهُ الَّذِي لَا إِلَهَ إِلَّا هُوَ الرَّحْمَنُ الرَّحِيمُ الْمَلِكُ الْقُدُّوسُ

السَّلَامُ الْمُؤْمِنِينَ الْمُهَيْبِينَ

Teach 25 Days in the 7<sup>th</sup> 8<sup>th</sup> Month Date

Teacher's signature

Parent's signature



#### Lesson 3

#### Al-Asmaa-ul-Husna 8,9,10,11

الْخَالِقُ

الْمُتَكَبِّرُ

الْجَبَّارُ

الْعَزِيزُ

هُوَ اللهُ الَّذِي لَا إِلَهَ إِلَّا هُوَ الرَّحْمَنُ الرَّحِيمُ الْمَلِكُ الْقُدُّوسُ

السَّلَامُ الْمُؤْمِنُ الْمُهَيَّبُ الْعَزِيزُ الْجَبَّارُ الْمُتَكَبِّرُ الْخَالِقُ

Teach 25 Days in the 8<sup>th</sup> 9<sup>th</sup> Month Date

Teacher's signature

Parent's signature

#### Lesson 4

#### Al-Asmaa-ul-Husna 12,13,14,15

الْقَهَّارُ

الْغَفَّارُ

الْمُصَوِّرُ

الْبَارِئُ

هُوَ اللهُ الَّذِي لَا إِلَهَ إِلَّا هُوَ الرَّحْمَنُ الرَّحِيمُ الْمَلِكُ الْقُدُّوسُ

السَّلَامُ الْمُؤْمِنُ الْمُهَيَّبُ الْعَزِيزُ الْجَبَّارُ الْمُتَكَبِّرُ الْخَالِقُ

الْبَارِئُ الْمُصَوِّرُ الْغَفَّارُ الْقَهَّارُ

Teach 25 Days in the 9<sup>th</sup> 10<sup>th</sup> Month Date

Teacher's signature

Parent's signature



## 3 - Aqaa'id and Masaa'il

[Masaa'il (Rules)]



### Definition

**Masaa'il** : The rules of Deen that explain the way of doing an action or inform that something is lawful or unlawful are called Masaa'il.

### Words of Encouragement

**Hadeeth:** Nabi Muhammad ﷺ said, “Seeking knowledge is obligatory every muslim.” [Ibnu Maajah: 224, Anas رضي الله عنه] ]

**Hadeeth:** Nabi Muhammad ﷺ said, “When Allaah Ta'aala intends to do good for a person He blesses him with the understanding of Deen.” [Bukhaari : 71, Mu'aawiyah رضي الله عنه] ]

The knowledge of Deen is great favour of Allaah Ta'aala upon the believers. One can only correct his actions and lead his life according to the commands of Allaah and the way of his beloved Nabi ﷺ by acquiring the knowledge of Deen. Therefore we should make an effort to also learn the knowledge of Masaail.

### Guidelines for the Teacher

The faraa'idh of ghusl, the faraa'idh of wudhu, the five salaahs, the number of rakaah in each salaah and the conditions of salaah have been included in the Masaa'il syllabus of this year. The teacher should pay special attention in making the students memorise these Masaail. He should teach them collectively and ask questions in such a way that students develop a deep understanding about them.



# 3 - Aqaa'id and Masaa'il



[Masaa'il (Rules)]

## Lesson 1

### *Faraa'idh of Ghusl (Bathing)*

There are three faraa'idh in ghusl:

- ① To gargle properly. [Shaami : 1/423, Matlab fi abhaasil Ghusl]
- ② To put water into the nose. [Shaami : 1/423, Matlab fi abhaasil Ghusl]
- ③ To pour water over the whole body in such a way that not a single hair is left dry. [Shaami : 1/427, Matlab fi abhaasil Ghusl]

|       |                |                       |      |                     |                    |
|-------|----------------|-----------------------|------|---------------------|--------------------|
| Teach | 20 Days in the | 6 <sup>th</sup> Month | Date | Teacher's signature | Parent's signature |
|-------|----------------|-----------------------|------|---------------------|--------------------|

## Lesson 2

### *Faraa'idh of Wudhu (Ablution)*

There are four faraa'idh in wudhu:

[Suratul Maaidah : 6]

- ① To wash the face from the hair above the forehead to below the chin and from one earlobe to the other. [Shaami : 1/235, Arkaanul Wudhu]
- ② To wash both arms including the elbows. [Shaami : 1/247, Arkaanul Wudhu]
- ③ To make masah of (to pass wet hands over) a quarter of the head. [Shaami : 1/247, Arkaanul Wudhu]
- ④ To wash both feet including the ankles. [Shaami : 1/247, Arkaanul Wudhu]

|       |                |                       |      |                     |                    |
|-------|----------------|-----------------------|------|---------------------|--------------------|
| Teach | 20 Days in the | 7 <sup>th</sup> Month | Date | Teacher's signature | Parent's signature |
|-------|----------------|-----------------------|------|---------------------|--------------------|

## Lesson 3

### *The Five Salaahs*

It is fardh (compulsory) on every muslim to perform five times salaah daily:

- ① Fajr
- ② Zuhr
- ③ Asr
- ④ Maghrib
- ⑤ Isha

Masaa'il (Rules)



# 3 - Aqaa'id and Masaa'il

[Masaa'il (Rules)]



## Numbers of Rakaahs

- ① There are four rakaahs in Fajr salaah.  
[Badaai-us-Sanaaie: 1/91, Fasl fi adadiha wa adadi rakatiha;1/284, Assalaatul Masnoonah]
- ② There are twelve rakaahs in Zuhr salaah.  
[Badaai-us-Sanaaie: 1/91, Fasl fi adadiha wa adadi rakatiha;1/284, Assalaatul Masnoonah]
- ③ There are eight rakaahs in Asr salaah.  
[Badaai-us-Sanaaie: 1/91, Fasl fi adadiha wa adadi rakatiha;1/284, Assalaatul Masnoonah]
- ④ There are seven rakaahs in Maghrib salaah.  
[Badaai-us-Sanaaie: 1/91, Fasl fi adadiha wa adadi rakatiha;1/284, Assalaatul Masnoonah]
- ⑤ There are seventeen rakaahs in Isha salaah.  
[Badaai-us-Sanaaie: 1/91, Fasl fi adadiha wa adadi rakatiha;1/284, Assalaatul Masnoonah]

|       |    |      |        |                 |                 |       |      |                     |                    |
|-------|----|------|--------|-----------------|-----------------|-------|------|---------------------|--------------------|
| Teach | 30 | Days | in the | 8 <sup>th</sup> | 9 <sup>th</sup> | Month | Date | Teacher's signature | Parent's signature |
|-------|----|------|--------|-----------------|-----------------|-------|------|---------------------|--------------------|

## Lesson 3 Conditions of Salaah

There are seven conditions before salaah. These are known as the sharaa'it of salaah.

- ① The body must be clean. [Shaami : 3/242, Baabu Shurootis Salaah]
- ② The clothing must be clean. [Shaami : 3/242, Baabu Shurootis Salaah]
- ③ The place of salaah must be clean. [Shaami : 3/242, Baabu Shurootis Salaah]
- ④ The body must be covered. [Shaami : 3/249, Baabu Shurootis Salaah]
- ⑤ The time of salaah must be correct.  
[Badaai-us-Sanaaie : 1/121, Fasl fi Sharaaiti Arkaanis Salaah]

⑥ One must face the Qiblah. [Shaami : 3/330, Baab Shurootis Salaah]

⑦ The correct intention must be made.  
[Shaami : 3/285, Baab Shurootis Salaah]

|       |    |      |        |                 |                  |       |      |                     |                    |
|-------|----|------|--------|-----------------|------------------|-------|------|---------------------|--------------------|
| Teach | 30 | Days | in the | 9 <sup>th</sup> | 10 <sup>th</sup> | Month | Date | Teacher's signature | Parent's signature |
|-------|----|------|--------|-----------------|------------------|-------|------|---------------------|--------------------|

Masaa'il (Rules)



## 4 - Islaamic Upbringing

[Islaamic Knowledge]



### *Definition*

**Islaamic Knowledge :** To have the knowledge of Deen is called "Islamic knowledge".

### *Words of Encouragement*

**Hadeeth:** Nabi Muhammad ﷺ said, "He who treads the path of knowledge Allaah Ta'aala will easy his way into Jannah."

[Abu Daawood : 3641, Abu Darda رضي الله عنه]

It is necessary to seek the knowledge of the Deen. Whoever seeks the knowledge of Deen has a high rank in the sight of Allaah, the whole creation makes du'aa for his forgiveness, angels spread their wings under his feet and there are many other benefits.

### *Guidelines for the Teacher*

In this topic of Islaamic knowledge a question and answer method of learning has been adopted. Aqaa'id (Islaamic beliefs), Ibadaat (acts of worship) and those aspect of Deen which an necessary for every muslim have been included in this year's syllabus. These should be taught collectively to all the students.



# 4 - Islaamic Upbringing

[Islaamic Knowledge]



## Lesson One

Question : Who are you?

Answer : We are Muslims?

[Suratul Ahqaaf : 15]

Question : What is your religion?

Answer : Our religion is Islaam.

[Suratu Aali Imraan : 19]

Question : What does Islaam teach?

Answer : Islaam teaches that Allaah is One, He alone is worthy of worship and that Nabi Muhammad ﷺ is the servant and messenger of Allaah. [Bukhaari : 3435, Ubaadah رضى الله عنه]

Question : What is the Kalimah of Islaam?

Answer : The Kalimah of Islaam is "لَا إِلَهَ إِلَّا اللَّهُ مُحَمَّدٌ رَّسُولُ اللَّهِ" [Mu'ajamus Sagheer : 992, Umar رضى الله عنه]

Question : Who created us, the moon, the sun, the earth, the skies and everything else?

Answer : Allaah Ta'aala created us, the moon, the sun, the earth, the skies and everything else.

[Suratul Ankaboot : 61 ; Suratus Sajdah : 4]

Question : Who provides us with our livelihood?

Answer : Allaah provides us with our livelihood. [Suratus Saba : 24]

Teach 30 Days in the 1<sup>st</sup> 2<sup>nd</sup> Month

Date

Teacher's signature

Parent's signature



## 4 - Islaamic Upbringing

[Islaamic Knowledge]



### Lesson Two

Question : Who listens to our du'aas?

Answer : Allaah listens to our du'aas. [Suratul Baqarah : 186]

Question : Who gives life and take death?

Answer : Allaah gives life and take death. [Suratush Shu'araa : 81]

Question : Before Whom do we bow our heads?

Answer : We bow our heads before Allaah only. [Suratul Hajj : 18]

Question : Whose book is the Qur'aan?

Answer : The Qur'aan is the book of Allaah. [Suratul Faatir : 29]

Question : What does the Qur'aan teach?

Answer : The Qur'aan teaches all the good of this world and the hereafter. [Suratu Bani Israeel : 9]

Question : Will there be life after death?

Answer : Yes, there will be life after death. [Suratu Yaaseen : 79]

Question : What are angel?

Answer : Angel are the creation of Allaah made from light.

[Muslim : 7687, Aa'ishah رضي الله عنها]

Teach **35** Days in the **2<sup>nd</sup>** **3<sup>rd</sup>** **4<sup>th</sup>** Month

Date

Teacher's signature

Parent's signature





# 4 - Islaamic Upbringing

[Islaamic Knowledge]



## Lesson Three

Question : How many angels are there?

Answer : There are countless angels. only Allaah knows how their number.  
[Suratul Muddaththir : 31]

Question : How many well known angels are there?

Answer : There are four well known angels. [Umdatul Qaari : 22/458]

Question : What are the names of the four well known angels?

Answer : The names of the four well known angles are:  
Jibra'eel عَلِيهِ السَّلَام , Mikaa'eel عَلِيهِ السَّلَام , Israafeel عَلِيهِ السَّلَام and Israa'eel عَلِيهِ السَّلَام.

Question : How many things make up the foundation of Islaam?

Answer : Five things make up the foundation of Islaam. They are Imaan, Salaah, Fasting, Zakaah and Hajj.  
[Bukhaari : 8, Ibnu Umar رَضِيَ اللَّهُ عَنْهُمَا]

Question : What is the most important act of worship in Islaam?

Answer : The most important act of worship in Islaam is salaah.  
[Muatta Imaam Maalik : 9, Abdullaah Bin Umar رَضِيَ اللَّهُ عَنْهُمَا]

Question : During which month is fasting Fardh?

Answer : Fasting is Fardh during the month of Ramadhaan.  
[Suratul Baqarah : 185]

Question : Where do Muslims go to perform Hajj?

Answer : Muslims go to Makkah to perform Hajj.  
[Suratu Aali Imraan : 96-97]

|       |                |                 |                 |       |      |                     |                    |
|-------|----------------|-----------------|-----------------|-------|------|---------------------|--------------------|
| Teach | 35 Days in the | 4 <sup>th</sup> | 5 <sup>th</sup> | Month | Date | Teacher's signature | Parent's signature |
|-------|----------------|-----------------|-----------------|-------|------|---------------------|--------------------|

## 4 - Islaamic Upbringing

[Speech and Du'aa]

### Definition

**Speech and Du'aa** : Addressing a gathering on a Deeni topic is called a Speech and asking from Allaah Ta'aala is called Du'aa.

### Words of Encouragement

**Qur'aan** : **حَلَقَ الْإِنْسَانَ ۖ عَلَّمَهُ الْبَيَانَ** [Suratur Rahmaan : 2,3]

Translation : He (Allaah) created man and taught him to speak.

**Hadeeth** : Nabi Muhammad ﷺ said, "Convey my message to the people even though it be one verse." [Bukhaari : 3461, Abdullah bin Amr رَضِيَ اللَّهُ عَنْهُمَا]

**Hadeeth** : Nabi Muhammad ﷺ said, "Du'aa is the weapon of a believer." [Musnadu Abi Ya'ala:1812, Jaabir Bin Abdullaah رَضِيَ اللَّهُ عَنْهُ]

It is the duty of every Muslim to pass the Deen on to others.

An effective way of fulfilling this duty is by giving speeches. It is therefore necessary to learn the art of giving a speech on any Deeni topic so that the message of Deen can be passed on to others. As this duty can only be fulfilled with the help of Allaah Ta'aala it will be necessary to draw his help by making du'aa. Therefore it will also be necessary to learn the method of making du'aa and to continue asking Allaah Ta'aala for his help.

### Guideline for the Teacher

The purpose of teaching this topic is to create the ability in every student to confidently deliver a speech on any Deeni topic before a gathering from a young age. Teach this speech to the students during the first two months, thereafter they should take turns to deliver it before the class. They should also learn the Qur'aanic Du'aas with the translations.

## 4 - Islaamic Upbringing

[Speech and Du'aa]



### *The Importance of Deen*

رَحْمَةً وَنُصِيحَةً عَلَى رَسُولِهِ الْكَرِيمِ ..... أَمَّا بَعْدُ!

My respected elders and friends! It is a great favour of Allaah Ta'ala that He has made us muslims and created us in the ummah of Nabi Muhammad ﷺ. Allaah Ta'ala has granted us the best and the easiest Deen, so that we can lead our entire lives according to the commands of Allaah Ta'ala and in the manner shown to us by Nabi Muhammad ﷺ.

If we practice Deen, we will have a pleasant life in this world and the everlasting Jannah in the hereafter.

May Allaah Ta'ala grant all of us the ability to practice the entire Deen. Ameen!

### *Du'aa*

رَبَّنَا آتِنَا فِي الدُّنْيَا حَسَنَةً وَفِي الْآخِرَةِ حَسَنَةً  
وَقِنَا عَذَابَ النَّارِ ۝

[Suratul Baqarah : 201]

Translation: Oh Allaah! Grant us the best in this world and the best in the hereafter and save us from the punishment of the fire.

## 4 - Islaamic Upbringing

[Seerah]

### Definition

**Seerah** : The life history of Nabi Muhammad ﷺ is called "Seerah".

### Words of Encouragement

**Qur'aan:** لَقَدْ كَانَ لَكُمْ فِي رَسُولِ اللَّهِ أُسْوَةٌ حَسَنَةٌ

Translation: There is definitely an excellent example for you in the messenger of Allaah. [Suratul Ahzaab : 21]

**Hadeeth:** Nabi Muhammad ﷺ said, "None of you can be a true believer until I become more beloved to him than his parents, children and the whole of mankind." [Bukhaari : 15, Anas رَضِيَ اللَّهُ عَنْهُ]

It is necessary for every muslim to read and learn the seerah of Nabi Muhammad ﷺ. This will create a love for him and will also help us to follow his way of life.

The success of this world and the hereafter lies in following the way of life of our Nabi ﷺ and failure in both the worlds is to go against his ways.

### Guidelines for the Teacher

The same question and answers method has been adopted to explain the seerah as was done under the topic of "Islaamic knowledge". Important aspects of the life of Nabi Muhammad ﷺ have been compiled. All the question and answers are to be taught collectively.

# 4 - Islaamic Upbringing

[Seerah]



## Lesson One

Question : Who is a Nabi?

Answer : A Nabi is a pious servant of Allaah who conveys the commands of Allaah to the people.

Question : What is the name of our Nabi ﷺ ?

Answer : The name of our Nabi is Muhammad ﷺ .

[Asseeratun Nabawiyyah Libni Hishaam : 1/237]

Question : Where was our Nabi ﷺ born?

Answer : Our Nabi ﷺ was born in Makkah.

[A'alaamun Nubuwwah : 1/198]

Question : When was our Nabi ﷺ born?

Answer : Our Nabi ﷺ was born on Monday, during the month of Rabee'ul Awwal. [Asseeratun Nabawiyyah Libni Hishaam : 1/294]

Question : What was the name of our Nabi ﷺ's father?

Answer : The name of our Nabi ﷺ's father name was Abdullah.

[Asseeratun Nabawiyyah Libni Hishaam : 1/294]

Question : What was the name of our Nabi ﷺ's mother?

Answer : The name of our Nabi ﷺ's mother was Aaminah.

[Asseeratun Nabawiyyah Libni Hishaam : 1/305]

Teach **30** Days in the **6<sup>th</sup>** **7<sup>th</sup>** Months

Date

Teacher's signature

Parent's signature

# 4 - Islaamic Upbringing

[Seerah]

## Lesson Two

Question : What was the name of our Nabi ﷺ's grandfather?

Answer : The name of our Nabi ﷺ's grandfather was Abdul Muttalib. [Asseeratun Nabawiyyah Libni Hishaam : 1/305]

Question : What was the name of our Nabi ﷺ's uncle who took care of him?

Answer : The name of our Nabi ﷺ's uncle who took care of him was Abu Taalib. [Asseeratun Nabawiyyah Libni Hishaam : 1/318]

Question : How many sons did our Nabi ﷺ have?

Answer : Our Nabi ﷺ had three sons. ① Abdullaah رضى الله عنه , ② Qaasim رضى الله عنه and ③ Ibraheem رضى الله عنه . [Asseeratun Nabawiyyah Libni Katheer:1/264]

Question : How many daughters did our Nabi ﷺ have?

Answer : Our Nabi ﷺ had four daughters. ① Zaynab رضى الله عنها , ② Ruqayyah رضى الله عنها , ③ Ummu Kulthoom رضى الله عنها and Faatimah رضى الله عنها . [Asseeratun Nabawiyyah Libni Hishaam 1/264, Ibnu Abbas رضى الله عنه]

Question : What was the age of our Nabi Muhammad ﷺ ?

Answer : Our Nabi ﷺ was sixty-three years of age. [Bukhaari : 4466, Aa'ishah رضى الله عنها]

Question : At what age did Nabi Mummad ﷺ becomes Nabi?

Answer : Our Nabi ﷺ become a Nabi at the age of forty. [Bukhaari : 3851, Abdullaah Bin Abbaas رضى الله عنه]

Teach **35** Days in the **7<sup>th</sup>** **8<sup>th</sup>** **9<sup>th</sup>** Months

Date

Teacher's signature

Parent's signature

# 4 - Islaamic Upbringing

[Seerah]



## Lesson Three

Question : What did the Arabs call as our Nabi Muhammad ﷺ ?

Answer : The Arabs called him As-Saadiq (the truthful) and Al-Ameen (the trustworthy).

[Annubuwwa wal Ambiyaa fil Qur'aan Wassunnah : 1/ 94]

Question : How many years did our Nabi ﷺ live in Makkah?

Answer : Our Nabi ﷺ lived for fifty-three years in Makkah.

[Bukhaari : 3851, Abdullaah Bin Abbaas رضى الله عنه]

Question : How many years did our Nabi ﷺ live in Madinah?

Answer : Our Nabi ﷺ lived for ten years in Madinah.

[Bukhaari : 3851, Abdullaah Bin Abbaas رضى الله عنه]

Question : Who was the last Nabi?

Answer : The last Nabi was Nabi Muhammad ﷺ.

[Abu Dawood : 4252, Thowbaan رضى الله عنه]

Question : Will another Nabi come after our Nabi ﷺ ?

Answer : No Nabi will come after our Nabi ﷺ.

[Abu Dawood : 4252, Thowbaan رضى الله عنه]

Question : What are the people called to whom a Nabi is sent?

Answer : The people to whom a Nabi is sent are called his Ummah.

[Qaamoosul Muheet]

Question : We are the Ummah of which Nabi?

Answer : We are the Ummah of Nabi Muhammad ﷺ.

Teach **35** Days in the **9<sup>th</sup>** **10<sup>th</sup>** Months

Date

Teacher's signature

Parent's signature

**Imaaniyaat**  
(Faith)

**Ibaadaat**  
(Acts of worship)

**Mu'aamlaat**  
(Business dealings)

**Mu'aasharah**  
(Social life)

**Akhlaaqiyaat**  
(Good character)

# 4 - Islaamic Upbringing

[Deen Made Easy]



## Definition

**Deen Made Easy** : Deen is to lead our lives according to the commands of Allaah Ta'aala and the sunnah way of Nabi Muhammad ﷺ.

## Words of Encouragement

**Hadeeth** : Nabi Muhammad ﷺ said, “Deen is easy.”  
[Sho'abul Imaan : 3881, Abu Hurairah رضى الله عنه]

The success of all mankind both in this world and the hereafter is in practising Deen. Deen is our great necessity just as water and air. Therefore, it is the duty of every Muslim to learn and practise Deen. Allaah Ta'aala had made Deen so easy that every person can practise upon it.

Deen has five branches. There are Imaaniyaat (faith), Ibaadaat (acts of worship), Mu'aamalaat (business dealings) Mu'aasharah (social life) and Akhlaaqiyaat (good character). The promise from Allaah Ta'aala of success in Deen depends on Deen being present in all five branches of life.

## Guidelines for the teacher

Keeping in mind the Deeni upbringing of the students, we have explained that besides performing salaah and fasting, to lead our entire lives according to the commandments of Allaah Ta'aala and the way of Nabi Muhammad ﷺ is also Deen.

Explain to the students that :

- **Imaaniyaat (Faith)** are things that one should sincerely believe in.



# 4 - Islaamic Upbringing

[Deen Made Easy]

**Imaaniyaat**

(Faith)

**Ibaadaat**

(Acts of worship)

**Mu'aamlaat**

(Business dealings)

**Mu'aasharah**

(Social life)

**Akhlaaqiyaat**

(Good character)

- **Ibaadaat (Acts of Worship)** are to perform salaah, to fast, to pay zakaah and to perform hajj etc.
- **Mu'aamalaat (Business Dealings)** are the ways of conducting our transactions like buying and selling.
- **Mu'aasharah (Social Life)** is the manner of behaving with the people one frequently meets.
- **Akhlaaqiyaat (Good Character)** are the inner qualities of a person, i.e. to be good, to be truthful etc.

The Ahaadeeth mentioned under the subject “Hifzul-Hadeeth” are kept in mind for the preparation of these lessons. Whatever has been mentioned before lesson No.1 regarding the five branches of Deen should be repeated before every lesson. All the advices given in each lesson should be instilled in the minds of the students and they should be encouraged to practice accordingly.

**Allaah Ta'ala has placed the success of  
all mankind in this world and the hereafter in Deen  
and there are five branches of Deen:**

**1**

**Imaaniyaat**

(Faith)

**2**

**Ibaadaat**

(Acts of Worship)

**3**

**Mu'aamalaat**

(Business Dealings)

**4**

**Mu'aasharah**

(Social Life)

**5**

**Akhlaaqiyaat**

(Good Character)

To fulfill the commands of Allaah Ta'aala as shown to us by Nabi Muhammad ﷺ in all these branches is called Deen.



## Lesson 1

## Hadeeth ① On Imaaniyaat

الدِّينُ يُسْرٌ

[Sho'abul Imaan : 3881, Abu Hurairah رضي الله عنه]

Translation : Deen is easy.

- Our religion is Islaam.
- Islam is very easy.
- Everyone can practise Islaam.

Teach 20 Days in the 6<sup>th</sup> Month

Date

Teacher's  
signature

Parent's  
signature

## Lesson 2

## Hadeeth ② On Ibaadaat

مِفْتَاحُ الْجَنَّةِ الصَّلَاةُ

[Tirmidhi : 4, Jaabir رضي الله عنه]

Translation : Salaah is the key to Jannah.

- One's sins are forgiven by performing salaah.
- Allaah Ta'aala is pleased with one who perform salaah.
- Allaah Ta'aala grants Jannah to one who performs salaah.

Teach 20 Days in the 7<sup>th</sup> Month

Date

Teacher's  
signature

Parent's  
signature

## Lesson 3

## Hadeeth ③ On Mu'aamlaat

مَنْ غَشَّ فَلَيْسَ مِنَّا

[Tirmidhi : 1315, Abu Hurairah رضي الله عنه]

Translation : He who cheats is not one of us (Muslim).

- Cheating is a bad habit.



# 4 - Islaamic Upbringing

[Deen Made Easy]

Imaaniyaat

(Faith)

Ibaadaat  
(Acts of worship)

Mu'aamlaat

(Business dealings)

Mu'aasharah  
(Social life)

Akhlaaqiyaat

(Good character)

- Cheating displeases Allaah Ta'aala.
- We should not cheat anyone.

|       |    |      |        |                 |       |      |                        |                       |
|-------|----|------|--------|-----------------|-------|------|------------------------|-----------------------|
| Teach | 20 | Days | in the | 8 <sup>th</sup> | Month | Date | Teacher's<br>signature | Parent's<br>signature |
|-------|----|------|--------|-----------------|-------|------|------------------------|-----------------------|

## Lesson 4 Hadeeth (4) On Mu'aasharah

السَّلَامُ قَبْلَ الْكَلَامِ

[Tirmidhi : 2699, Jaabir رضي الله عنه]

Translation : Make salaam before talking.

- To greet with salaam increases love.
- When you meet someone, first greet with salaam.
- When entering the house or class greet with salaam.

|       |    |      |        |                 |       |      |                        |                       |
|-------|----|------|--------|-----------------|-------|------|------------------------|-----------------------|
| Teach | 20 | Days | in the | 9 <sup>th</sup> | Month | Date | Teacher's<br>signature | Parent's<br>signature |
|-------|----|------|--------|-----------------|-------|------|------------------------|-----------------------|

## Lesson 5 Hadeeth (5) On Akhlaaqiyaat

عَلَيْكُمْ بِالصِّدْقِ

[Muslim : 6805, Abdullah bin Mas'ood رضي الله عنه]

Translation : Always speak the truth.

- Islaam teaches us to always speak the truth.
- Allaah Ta'aala is pleased with one who speaks the truth.
- Always keep away from speaking lies.

|       |    |      |        |                  |       |      |                        |                       |
|-------|----|------|--------|------------------|-------|------|------------------------|-----------------------|
| Teach | 20 | Days | in the | 10 <sup>th</sup> | Month | Date | Teacher's<br>signature | Parent's<br>signature |
|-------|----|------|--------|------------------|-------|------|------------------------|-----------------------|



## 5 - Language

[Arabic]



### *Definition*

**Arabic :** Arabic is the language spoken by the Arabs.

### *Words of Encouragement*

**Qur'aan:**

إِنَّا أَنْزَلْنَاهُ قُرْآنًا عَرَبِيًّا

[Suratu Yusuf : 2]

**Translation :** Indeed, We have revealed the Qur'aan in the Arabic language.

Every Muslim should have a deep love for the Arabic language. He should make an effort to learn it because it is the language of Islaam, the language of the Qur'aan, the language of our Nabi ﷺ and the language of the people of Jannah.

### *Guidelines for the Teacher*

Numbers, days of the week and miscellaneous things are included in the first year of the Arabic syllabus. These simple words are to be taught collectively in the first two months of this year so that the students become familiar with the Arabic language. The last letter of each word should be read with a sukoon. E.g. سَيَّارَةٌ should be read as سَيَّارَةٌ. During revision alter the order and ask the students randomly.



## Lesson One

## Numbers

1

وَاحِدٌ



2

اِثْنَانِ



3

ثَلَاثَةٌ




4

أَرْبَعَةٌ



5

خَمْسَةٌ



6

سِتَّةٌ



7

سَبْعَةٌ





# 5 - Language

[Arabic]



8

ثَمَانِيَةٌ



9

تِسْعَةٌ



10

عَشْرَةٌ



Teach 15 Days in the 1st Month

## Lesson Two Arabic Words

Yes

نَعَمْ



No

لَا



Bus

حَافِلَةٌ



Car

سَيَّارَةٌ



# 5 - Language

[Arabic]



Patient

مَرِيضٌ



Thank  
you

شُكْرًا



Airport

مَطَارٌ



Passport

جَوَازٌ



Hotel

فُنْدُقٌ



What is  
this?

أَيْشُ هَذَا؟





# 5 - Language

[Arabic]



Where is the money?

أَيْنَ فُلُوسٍ؟



Teach **12** Days in the **1<sup>st</sup>** **2<sup>nd</sup>** Month

Date

Teacher's signature

Parent's signature

## Lesson Three

## Food and Drink

Water

مَاءٌ



Bread

خُبْزٌ




Potato

بَطَاطِسُ



Sugar

سُكَّرٌ



Juice

عَصِيرٌ





# 5 - Language

[Arabic]



Date

تَمْرٌ



Rice

أَرْزٌ



Salt

مِلْحٌ



Egg

بَيْضَةٌ



Chilly

فِلْفِلٌ



Gravy

إِدَامٌ



Meat

لَحْمٌ



Teach 13 Days in the 2<sup>nd</sup> Month

Date

Teacher's signature

Parent's signature

Arabic

### *Definitions*

Urdu : The language generally spoken by the Muslims of India is called Urdu.

### *Words of Encouragement*

Urdu is an excellent and sweet language. Our pious elders have written many books explaining the meanings of the Qur'aan and Hadeeth in simple words. To understand and benefit from these books, it important that we learn the Urdu language. Therefore, we should make an effort to learn to read, write and speak the Urdu language.

### Guidelines for the Teacher

Single letters, joined letters, Waaw and yaa with a zabar before it, Waaw and Yaa ma'roof and majhool two letter and three letter words have been included in the Urdu syllabus of this year. Teach the students collectively from the blackboard and explain all forms of letters clearly.

### Points Worth Consideration

- Explain all the letters that have simple shapes e.g. ت، د، ذ، ..... etc from the blackboard by changing the dots and signs on it.
- For students to easily understand the harakaat (short vowels) they have been highlighted in red.
- A waaw or yaa that has this type “ و ” of a saakin on it will be pronounced ma'roof. e.g. سُورَاح اور جھیل
- A waaw or yaa that has this type “ َ ” of a saakin on it will be pronounced majhool. E.g. ڈور، فریفتہ اور تیل
- A waaw saakin or yaa saakin that comes after a zabar will be pronounced Waaw leen or Yaa leen. e.g. بُوچھار اور سَیْف
- Difficult words have been highlighted in red for that the teacher can explain to the students during the lesson.

Lesson 1

با ترتیب حروف

|   |   |   |   |   |   |
|---|---|---|---|---|---|
| ث | ط | ت | پ | ب | ا |
| ڈ | د | خ | ح | چ | ج |
| س | ژ | ز | ڑ | ر | ذ |
| ع | ظ | ط | ض | ص | ش |
| ل | گ | ک | ق | ف | غ |
| ء | ھ | ہ | و | ن | م |
|   | ے | ی |   |   |   |

نوٹ: وہ حروف جو اردو زبان میں بطور خاص استعمال ہوتے ہیں (عربی میں نہیں) انہیں سرخ رنگ میں نمایاں کیا گیا ہے، طلبہ کے سامنے اس کو واضح کریں۔

Teach 13 Days in the 3<sup>rd</sup> Month

Lesson 2

بے ترتیب حروف

|   |   |   |   |   |   |
|---|---|---|---|---|---|
| چ | ی | ن | ص | ل | ق |
|---|---|---|---|---|---|



# 5 - Language

[Urdu]

پ م ی  
س ش آ  
ڈ ٹ ج

|   |   |   |   |   |   |
|---|---|---|---|---|---|
| ذ | د | خ | م | پ | ع |
| ء | ت | ض | ٹ | ف | ش |
| ث | گ | ھ | ژ | و | ع |
| ک | ر | ظ | ج | ط | ہ |
| ڑ | س | ب | ز | ڈ | ط |
|   |   | ے | ی |   |   |

Teach 4 Days in the 3<sup>rd</sup> Month

## Lesson 3

زبر

|   |   |   |   |   |   |
|---|---|---|---|---|---|
| ث | ٹ | ت | پ | ب | آ |
| ڈ | د | خ | ح | چ | ج |
| س | ژ | ز | ڑ | ر | ذ |

|   |   |   |   |   |   |
|---|---|---|---|---|---|
| ع | ظ | ط | ض | ص | ش |
| ل | گ | ک | ق | ف | غ |
| ء | ھ | ہ | و | ن | م |

ی

|       |   |      |        |                 |                 |       |      |                        |                       |
|-------|---|------|--------|-----------------|-----------------|-------|------|------------------------|-----------------------|
| Teach | 4 | Days | in the | 3 <sup>rd</sup> | 4 <sup>th</sup> | Month | Date | Teacher's<br>signature | Parent's<br>signature |
|-------|---|------|--------|-----------------|-----------------|-------|------|------------------------|-----------------------|

## Lesson 4

زیر

|   |   |   |   |   |   |
|---|---|---|---|---|---|
| ث | ٹ | ت | پ | ب | ا |
| ڈ | د | خ | ح | چ | ج |
| س | ز | ز | ڑ | ر | ذ |
| ع | ظ | ط | ض | ص | ش |
| ل | گ | ک | ق | ف | غ |

# 5 - Language

[Urdu]

م  
ہ  
و  
ن  
م  
ی  
ش  
ہ  
و  
ن  
م  
ی

ء

ھ

ہ

و

ن

م

ی

Teach 4 Days in the 4<sup>th</sup> Month

## Lesson 5

پیش

ث

ط

ت

پ

ب

ا

و

د

خ

ح

چ

ج

س

ز

ز

ر

ر

ذ

ع

ظ

ط

ض

ص

ش

ل

گ

ک

ق

ف

غ

ء

ھ

ہ

و

ن

م

ی

Teach 4 Days in the 4<sup>th</sup> Month

Urdu



Lesson 6

بے ترتیب حروف

|   |   |   |   |   |   |
|---|---|---|---|---|---|
| ذ | ح | ض | ب | ج | ا |
| گ | ٹ | ل | م | چ | ر |
| ص | س | ز | خ | ٹ | ث |
| ع | ظ | ع | ط | ش | ی |
| ھ | ن | ک | ژ | ف | ق |
| گ | ٹ | ل | م | چ | ر |
| پ | د | ڑ | و | ء |   |

Teach 3 Days in the 4<sup>th</sup> Month

Lesson 7

حروف کو ملانے کے طریقے ① الف

|    |    |     |     |     |   |
|----|----|-----|-----|-----|---|
| اپ | آپ | اَب | اَب | اَب | آ |
|----|----|-----|-----|-----|---|





## 5 - Language

[Urdu]

اَبِ اِح  
اَضِ اِظ  
اِثِ اِز

اَبِ اِح اَضِ اِظ اِثِ اِز اَتِ اُتِ اِثِ اِز اِطِ اِظِ

اَبِ اِح اَضِ اِظ اِثِ اِز اَتِ اُتِ اِثِ اِز اِطِ اِظِ

اَبِ اِح اَضِ اِظ اِثِ اِز اَتِ اُتِ اِثِ اِز اِطِ اِظِ

اَبِ اِح اَضِ اِظ اِثِ اِز اَتِ اُتِ اِثِ اِز اِطِ اِظِ

اَبِ اِح اَضِ اِظ اِثِ اِز اَتِ اُتِ اِثِ اِز اِطِ اِظِ

اَبِ اِح اَضِ اِظ اِثِ اِز اَتِ اُتِ اِثِ اِز اِطِ اِظِ

اَبِ اِح اَضِ اِظ اِثِ اِز اَتِ اُتِ اِثِ اِز اِطِ اِظِ

اَبِ اِح اَضِ اِظ اِثِ اِز اَتِ اُتِ اِثِ اِز اِطِ اِظِ

اَبِ اِح اَضِ اِظ اِثِ اِز اَتِ اُتِ اِثِ اِز اِطِ اِظِ

اَبِ اِح اَضِ اِظ اِثِ اِز اَتِ اُتِ اِثِ اِز اِطِ اِظِ

اَبِ اِح اَضِ اِظ اِثِ اِز اَتِ اُتِ اِثِ اِز اِطِ اِظِ



|     |     |     |     |     |     |
|-----|-----|-----|-----|-----|-----|
| اِق | اَق | اُف | اِف | اَف | اُغ |
| اِگ | اَگ | اُک | اِک | اَک | اُق |
| اِم | اَم | اُل | اِل | اَل | اُگ |
|     | اُن | اِن | اَن | اُم |     |

Teach 10 Days in the 4<sup>th</sup> 5<sup>th</sup> Month

Date

Teacher's signature

Parent's signature

Lesson 8

ب پ ت ٹ (۲)

|     |     |     |     |     |     |
|-----|-----|-----|-----|-----|-----|
| بِپ | بَپ | بُپ | بِپ | بَب | بَا |
| پِٹ | پَٹ | پُٹ | پِٹ | پَب | پَا |
| تِج | تَج | تُج | تِج | تَب | تَا |
| نِج | نَج | نُج | نِج | نَب | نَا |
| بِد | بَد | بُد | بِج | بَج | بَا |



Lesson 9

۳ ج، چ، ح، خ

|       |     |     |     |       |       |
|-------|-----|-----|-----|-------|-------|
| جَا   | جَب | جِب | جُب | جَحْج | جَحْج |
| جُحْج | جِد | جِد | جُد | خَر   | خَر   |
| خُر   | خَس | خَس | خُس | خَش   | خَش   |
| خُش   | جَص | جَص | جُص | جَض   | جَض   |
| جُض   | حَط | حَط | حُط | جَع   | جَع   |
| جُج   | جَف | جَف | جُف | حَق   | حَق   |
| حُق   | چک  | چک  | چک  | چک    | چک    |

Teach 8 Days in the 5th Month

Date

Teacher's signature

Parent's signature

Lesson 10

۴ د، ذ، ر، ز

|     |     |     |     |     |     |
|-----|-----|-----|-----|-----|-----|
| دَا | دَب | دِب | دُب | دَر | دَر |
|-----|-----|-----|-----|-----|-----|



## 5 - Language

[Urdu]

دُف سِد  
سِر سِط  
سِب زِن

رِش

رَش

رِس

رِص

رِص

رُ

زِر

زَر

رِص

رِص

رِص

رِش

دِق

دَق

دُف

دِف

دَف

زُر

رِک

رَک

ذُل

ذِل

ذَل

دُق

ذِم

ذَم

رِگ

رِگ

رِگ

رُک

زُن

زِن

زَن

ذُم

Teach 4 Days in the 6<sup>th</sup> Month

### Lesson 11

س، ش (5)

سِچ

سِچ

سِپ

سِپ

سِپ

سَا

سِر

سِر

سِد

سِد

سِد

سِچ

سِط

سِط

شِش

شِش

شِش

سِر

Urdu



|     |     |     |      |      |     |
|-----|-----|-----|------|------|-----|
| سِف | سَف | سَع | سِيع | سِيع | سِط |
| سِگ | سِگ | سُق | سِيق | سِق  | سُف |
| سِم | سِم | سِل | سِيل | سِل  | سِگ |
|     | سُن | سِن | سِن  | سِم  |     |

Teach 4 Days in the 6<sup>th</sup> Month

Lesson 12

ص، ض ⑥

|     |     |     |      |      |     |
|-----|-----|-----|------|------|-----|
| صِت | صَت | صُب | صِب  | صَب  | صَا |
| صِر | صَر | صَح | صِح  | صَح  | صُت |
| صِع | صَع | صُص | صِص  | صَص  | صُر |
| صِق | صَق | صِف | صِيف | صِيف | صُع |
| صِل | صَل | صِگ | صِگ  | صِگ  | صُق |



# 5 - Language

[Urdu]

طِفْطِطِ  
ضَلْضَلْ  
طِعْطِعْ

ضِن

ضَنَّ

ضَمَّ

ضِمَّ

ضَمَّ

ضَلَّ

ضَهْ

ضِهْ

ضَهْ

ضُنَّ

Teach 4 Days in the 6<sup>th</sup> Month

## Lesson 13

ظ ط ظ (4)

طَح

طَحَّ

طُتْ

طِثْ

طَثْ

طَا

ظَر

ظَرَ

طُدْ

طِطْ

طَدْ

طُحْ

طِع

طَعَّ

طُسْ

طِيسْ

طَسْ

ظُرْ

طِطِقْ

طَقَّ

طُفْ

طِيفْ

طَفْ

طُعْ

ظِل

ظَلَّ

طُكْ

طِطْ

طَكْ

طُقْ

ظِن

ظَنَّ

ظَمَّ

ظِمَّ

ظَمَّ

ظُلْ

طُهْ

طِهْ

طَهْ

ظُنَّ

Teach 4 Days in the 6<sup>th</sup> Month

Lesson 14

ع، غ (۸)

|     |       |     |     |       |     |
|-----|-------|-----|-----|-------|-----|
| عَج | عَجَّ | عَب | عِب | عَبَّ | عَا |
| عِر | عَرَّ | عُد | عِد | عَدَّ | عُج |
| عِص | عَصَّ | عُش | عِش | عَشَّ | عُر |
| عِف | عَفَّ | عُط | عِط | عَطَّ | عُص |
| عِل | عَلَّ | عُك | عِك | عَكَّ | عُف |
| عِن | عَنَّ | عُم | عِم | عَمَّ | عُل |
|     |       | عَد | عِء | عَدَّ | عُن |

Teach 4 Days in the 6th Month

Date

Teacher's signature

Parent's signature

Lesson 15

ف، ق (۹)

|     |       |     |     |       |     |
|-----|-------|-----|-----|-------|-----|
| فَح | فَحَّ | فُت | فِت | فَتَّ | فَا |
|-----|-------|-----|-----|-------|-----|



# 5 - Language

[Urdu]

فق فِذ گڈ  
کٹ گڑ

|     |     |     |     |     |     |
|-----|-----|-----|-----|-----|-----|
| فِر | فَر | فُد | فِذ | فَد | فُح |
| قِض | قَض | فُس | فِس | فَس | فُر |
| قِف | قَف | قُع | قِع | قَع | قُض |
| فِک | فَک | فِق | فِذ | فَد | قُف |
| قِم | قَم | فُل | فِل | فَل | فُک |
|     | فُن | فِن | فَن | قَم |     |

Teach 4 Days in the 7<sup>th</sup> Month

## Lesson 16

ک، گ (10)

|     |     |     |     |     |     |
|-----|-----|-----|-----|-----|-----|
| کِٹ | کَٹ | کُپ | کِپ | کَپ | گا  |
| گِڈ | گَڈ | کِح | کِح | کِح | کُٹ |
| گِڑ | گَڑ | گر  | گر  | گر  | گُڈ |

Urdu



|    |    |    |    |    |    |
|----|----|----|----|----|----|
| کع | کع | گش | گش | گش | گڑ |
| کل | گل | گف | گف | گف | گع |
| گن | گن | گم | گم | گم | گھ |
|    | گر | گر | گر | گن |    |

Teach 4 Days in the 7<sup>th</sup> Month

Lesson 17

ل ①①

|    |    |    |    |    |    |
|----|----|----|----|----|----|
| لح | لح | لپ | لپ | لپ | لا |
| لڑ | لڑ | لڈ | لڈ | لڈ | لح |
| لص | لص | لس | لس | لس | لڑ |
| لع | لع | لظ | لظ | لظ | لص |
| لق | لق | لف | لف | لف | لع |

# 5 - Language

[Urdu]

تُنقُ  
مُنْ  
مُ  
مُطُ  
مُ

لِ

لِ

لُ

لِ

لُ

تُنقُ

مُ

مُ

مُ

مُ

Teach 3 Days in the 7<sup>th</sup> Month

## Lesson 18

۱۲ م

مَج

مَج

مُٹ

مِٹ

مَط

مَ

مِر

مَر

مُد

مِد

مَط

مَج

مِص

مَص

مُس

مِص

مَط

مِر

مِع

مِع

مُط

مِط

مَط

مِص

مِتق

مِتق

مِف

مِف

مَط

مِع

مِم

مَم

مِک

مِک

مَط

مِتق

مُن

مِن

مِن

مُم

Teach 3 Days in the 7<sup>th</sup> Month

Urdu

Lesson 19

۱۳ ن، ی

|    |    |    |    |    |    |
|----|----|----|----|----|----|
| نٹ | نٹ | نٹ | نٹ | نٹ | نٹ |
| نٹ | نٹ | نٹ | نٹ | نٹ | نٹ |
| نٹ | نٹ | نٹ | نٹ | نٹ | نٹ |
| نٹ | نٹ | نٹ | نٹ | نٹ | نٹ |
| نٹ | نٹ | نٹ | نٹ | نٹ | نٹ |
| نٹ | نٹ | نٹ | نٹ | نٹ | نٹ |
| نٹ | نٹ | نٹ | نٹ | نٹ | نٹ |
| نٹ | نٹ | نٹ | نٹ | نٹ | نٹ |

Teach 3 Days in the 7<sup>th</sup> Month

Lesson 20

۱۳ ہ

|    |    |    |    |    |    |
|----|----|----|----|----|----|
| ہٹ | ہٹ | ہٹ | ہٹ | ہٹ | ہٹ |
|----|----|----|----|----|----|



## 5 - Language

[Urdu]

ہد ہف جو ہس ہک

|    |    |    |    |    |    |
|----|----|----|----|----|----|
| ہر | ہر | ہد | ہد | ہد | ہج |
| ہص | ہص | ہس | ہس | ہس | ہر |
| ہف | ہف | ہط | ہط | ہط | ہص |
| ہک | ہک | ہق | ہق | ہق | ہف |
| ہم | ہم | ہل | ہل | ہل | ہک |
|    | ہن | ہن | ہن | ہم |    |

Teach 3 Days in the 7<sup>th</sup> Month

Date

Teacher's signature

Parent's signature

### Lesson 22 "و" ما قبل مفتوح اور "و" معروف و مجهول

|     |     |     |     |     |     |
|-----|-----|-----|-----|-----|-----|
| بُو | بُو | بُو | اُو | اُو | اُو |
| دُو | دُو | دُو | جُو | جُو | جُو |
| سُو | سُو | سُو | رُو | رُو | رُو |

Urdu



|     |     |     |     |     |     |
|-----|-----|-----|-----|-----|-----|
| کُو | کُو | کُو | فُو | فُو | فُو |
| لُو | لُو | لُو | گُو | گُو | گُو |
| نُو | نُو | نُو | مُو | مُو | مُو |
| ہُو | ہُو | ہُو |     |     |     |

Teach 7 Days in the 8<sup>th</sup> Month

Lesson 22 "ے" جس کے پہلے زبر اور "ے" معروف و مجهول

|    |    |    |    |    |    |
|----|----|----|----|----|----|
| اے | ای | اے | بے | بی | بے |
| جے | جی | جے | دے | دی | دے |
| رے | ری | رے | سے | سی | سے |
| فے | فی | فے | گے | گی | گے |
| لے | لی | لے | مے | می | مے |



# 5 - Language

[Urdu]

ہے  
دو  
رہ  
اُس  
رُک

وے

وی

وے

نے

نی

نے

ہے

ہی

ہے

Teach 7 Days in the 8th Month

## Lesson 23

①

دو حروف کے الفاظ

سر

ڈر

زر

ٹب

رب

آب

دس

رس

عم

خم

دم

ڈس

آن

اُس

مگ

مگ

رگ

بس

دے

دی

دِن

دِل

بُن

گُن

رُک

رُخ

رُت

رُکڑ

مُڑ

اُڑ

وہ

جُو

دُو

دُم

گم

رُگ

بہ

رہ

کہہ

رُت: موسم۔ رُخ: سمت۔

Teach 6 Days in the 8th Month

Date

Teacher's signature

Parent's signature

Urdu

Lesson 24

۲

|     |     |     |     |     |     |
|-----|-----|-----|-----|-----|-----|
| لَت | تَب | لَب | کَب | سَب | جَب |
| ہَٹ | نَٹ | پَٹ | جَٹ | سَٹ | مَٹ |
| حَد | بَد | سَچ | بَچ | حَچ | جَچ |
| لَڑ | ڈَڑ | گَڑ | تَڑ | پَڑ | قَڑ |
| شَک | خَط | بَط | نَس | بَس | گَز |
| عَم | مَل | جَل | گَل | تَل | بَل |
|     | بَن | ہَم | نَم | کَم |     |

لَب: ہونٹ۔ لَت: بری عادت۔ سَٹ: سازش۔ نَٹ: بازی گر۔ مَل: طاقت۔ تَل: نیچے۔ بَن: جنگل۔

Teach 5 Days in the 9<sup>th</sup> Month

Lesson 25

۳

|     |     |     |     |     |     |
|-----|-----|-----|-----|-----|-----|
| مِل | تِل | بِل | اِس | تِس | جِس |
|-----|-----|-----|-----|-----|-----|





## 5 - Language

[Urdu]

دے سی  
در وہ دو  
ہو یارب

|     |     |     |     |     |     |
|-----|-----|-----|-----|-----|-----|
| سی  | پنی | جی  | ضد  | گن  | سِل |
| پُن | سُن | دے  | نے  | لے  | دی  |
| تُم | عَل | گُل | پُل | چُپ | چُن |
| ہل  | لُو | ہُو | دُو | سُم | گُم |
| فَن | بَن | بَج | سَج | بَل | نَل |
|     | ہر  | سَر | دَر | مَن |     |

تس: لباس۔ سل: مصالحہ پینے کا پتھر۔ پن: خیرات۔ عل: شور۔ سم: کھر۔ در: دروازہ۔

Teach 5 Days in the 9<sup>th</sup> Month

### Lesson 26

①

دو حرفی الفاظ کے جملے

|       |        |        |      |
|-------|--------|--------|------|
| اب جا | مَت لڑ | سُن لے | یارب |
| وہ دو | یہ لو  | وہ لا  | جب آ |

پُن دے  
جُو ہُو سُو ہُو  
دے دو

## 5 - Language

[Urdu]



گل مل

حج کر

رِس پی

پُن دے

سب گن

سچ ہے

مَت ڈر

بَس گر

چُپ رہ

کم سو

لے لو

دے دو

نگ لے

جگ دے

اُڑ جا

مَت آ

حق کہہ

نح بن

جُو لو

زردو

Teach 6 Days in the 9<sup>th</sup> Month

### Lesson 27

۲

چُپ مت رہ

آب مَت سُو

سب سے مل

دِن کم ہے

اس کی سُن

رَب سے ڈر

سچ تو یہ ہے

جُو ہُو سُو ہُو

مل جُل کر رہ

غم نہ کر

اُس سے مت اڑ

یہ خط کس کا ہے

حق پر جم جا

بیچ کر چل

تم حق پر ہو

سُن تو لو

شک مت کر

شر سے بیچ

میل پر جا

گم مت دے

گن کر دے

Teach 10 Days in the 9<sup>th</sup> 10<sup>th</sup> Month

Date

Teacher's signature

Parent's signature

Lesson 28

①

سہ حرفی الفاظ

ناپ

ٹاپ

باپ

آپ

راب

دب

کاٹ

پاٹ

باٹ

سات

رات

بات

پار

بار

لاج

راج

تاج

آج

طاق

راس

پاس

آس

چار

تار



باغ صاف غار پاک ڈاک خاک

آگ جاگ ساگ دام شان جان

داب: دباؤ۔ راب: گنے کا پکایا ہوا رس۔ ٹاپ: گھوڑے کے چلنے یا دوڑنے کی آواز۔ پاٹ: چکی کا پتھر۔  
راج: معمار، عمارت بنانے والا، حکومت۔ لاج: شرم۔ بار: بوجھ۔ پار: طرف۔ راس: لگام۔ طاق: بخراب۔  
ساگ: تزکاری۔

Teach 5 Days in the 10<sup>th</sup> Month

Lesson 29

۲

آور طور غور خوف شوق فوج

موج حوض دُور نور حور طور

صور گُوٹ تُوپ تُوں گُوں بول

مول لوگ روگ ہوش پیر تیر

خیر سیر بیر ایک نیک ٹیک

زینب دین زین بیس عید زور



# 5 - Language

[Urdu]

شور آدب  
خدا مدد  
درد دردی

دور

مور

شور

پیر: ڈوشنبہ۔

Teach 3 Days in the 10<sup>th</sup> Month

## Lesson 30

نردم

سغم

فرض

حمد

زرد

درد

حلم

عقل

مشق

وقت

رحم

شرم

آدب

قبر

فکر

ذکر

رزق

شکر

سبق

مدد

حسد

عرب

غضب

طلب

دعا

جدا

خدا

قسم

قلم

مرض

بچو

درو

شنا

فنا

قضا

دعا

سخی

دردی

گڑی

ولی

نبی

گلی

جدا: الگ، انوکھا۔ قضا: موت، قسمت۔ فنا: موت، بربادی۔ شنا: تعریف۔ بدی: برائی۔ سخی: سخاوت کرنے والا، دریا دل۔

Teach 6 Days in the 10<sup>th</sup> Month

Date

Teacher's signature

Parent's signature

Urdu



# Questions



## Questions for the First Month

|   |                    |  |
|---|--------------------|--|
| <b>Qur'aan</b>                                | Nooraani Qaa'idah  | : Read the following Letters<br>ب، خ، ز، د، ض، ذ، ث  |
|   | Hifdhus Surahs     | : Recite the Ta'awwudh and Tasmiyah.   |
| <b>Hadeeth</b>                                | Du'aa and Sunnah   | : Recite the Du'aa before Eating, the Du'aa when one Forgets to recite the Du'aa before Eating and the Du'aa after Eating. |
| <b>Aqaa'id (Beliefs) and Masaa'il (Rules)</b> | Aqaa'id (Beliefs)  | : Recite the Al-Kalimatut Tayyibah.  |
|   | Salaah             | : ① Recite At-Takbeeratut Tahreemah. ② Recite the Tasbeeh of Ruku. ③ What should be recited when getting up from Ruku?     |
| <b>Islaamic Upbringing</b>                    | Islaamic Knowledge | : ① What does Islaam teach?<br>② What is the Kalimah of Islaam?  |
| <b>Language</b>                               | Arabic             | : What is 2, 3, 5, 7 and 9 in Arabic.  |

## Questions for the Second Month

|   |                    |  |
|---|--------------------|--|
| <b>Qur'aan</b>                                | Nooraani Qaa'idah  | : Read the following Letters:<br>ط، غ، ق، ن، و، ة، ي، ـ                                  |
|   | Hifdhus Surahs     | : Recite the first four aayaat of Suratul Faatihah.                                      |
| <b>Hadeeth</b>                                | Du'aa and Sunnah   | : What is the Sunnah Way of Eating.  |
| <b>Aqaa'id (Beliefs) and Masaa'il (Rules)</b> | Aqaa'id (Beliefs)  | : Recite Al-Kalimatut Tayyibah with its translation.                                     |
|   | Salaah             | : ① What is recited when standing up from the Ruku? ② Recite the Tasbeeh of Sajdah?      |
| <b>Islaamic Upbringing</b>                    | Islaamic Knowledge | : ① In front of whom do you bow your head?<br>② Who listens to our du'aas?               |
| <b>Language</b>                               | Arabic             | : What are bus, thank you, water, rice, bread, salt, chillies, gravy and meat in Arabic? |



# Questions



## Questions for the Third Month

|  |                    |  |
|--|--------------------|--|
| Qur'aan                                | Nooraani Qaa'idah  | Read the following Letters:<br>قفس، با، پ، خ، ه، ض، ح، ش، ث، ي، ك، ب، ج، بصل، صك، فعل۔             |
|  | Hifdhus Surahs     | : Recite Suratul Faatihah.   |
| Hadeeth                                | Du'aa and Sunnah   | : What is the Sunnah Way of Drinking Water, Recite the Du'aas before Sleeping and after Waking Up. |
| Aqaa'id (Beliefs) and Masaa'il (Rules) | Aqaa'id (Beliefs)  | : Recite Al-Kalimatush Shahaadah.  |
|  | Salaah             | : Recite the Thanaa.   |
| Islaamic Upbringing                    | Islaamic Knowledge | : ① What does the Qur'aan teach?<br>② Will there be life after death?                              |
| Language                               | Arabic             | Read the following Letters:<br>پ، ژ، چ، ٹ، گ، ق، ڈ، ض، ٹ۔  |

## Questions for the Fourth Month

|  |                    |   |
|--|--------------------|---|
| Qur'aan                                | Nooraani Qaa'idah  | Read the following words: لحق، هضم، عدل، فيه، ليس، ث، خ، ض، ف، ع، بَر، حَج، وَدَع، سَمَك، فَطَرَ۔ |
|  | Hifdhus Surahs     | : Recite the first three aayaat of Suratul Lahab.   |
| Hadeeth                                | Du'aa and Sunnah   | : Recite the Du'aas before Entering and after Leaving the Toilet.                                 |
| Aqaa'id (Beliefs) and Masaa'il (Rules) | Aqaa'id (Beliefs)  | : Recite Al-Kalimatush Shahaadah with its translation.  |
|  | Salaah             | : Recite the At-Tashahhud.  |
| Islaamic Upbringing                    | Islaamic Knowledge | : How many well known angels are there and what are their names?                                  |
| Language                               | Arabic             | Read the following Letters:<br>ج، ب، ر، ژ، ظ، ا، ب، ا، ح، ا، ذ، ا، ش، ا، خ۔                       |







## Questions for the Seventh Month

|  |                   |  |
|--|-------------------|--|
| Qur'aan                                | Nooraani Qaa'idah | Read the following words:<br>جَنَّتْ، يُؤْتِكُمْ، شَارِب، جَاهَدَ، فِي، ضَى، أَرِنِي، دَعَاكَ۔ |
|  | Hifdhus Surahs    | : Recite Suraun Naas.  |
| Hadeeth                                | Hifdhul Hadeeth   | : Recite Hadeeth No. 2   |
| Aqaa'id (Beliefs) and Masaa'il (Rules) | Al-Asmaa-ul-Husna | : Recite the Names of Allaah 4, 5 and 6.   |
|  | Masaa'il (Rules)  | : What are the Faraa'idh of Wudhu.   |
| Islaamic Upbringing                    | Seerah            | : What were the names of Nabi Muhammad ﷺ's mother and father ?                                 |
| Language                               | Urdu              | : Read the following words: کڑ، مد، ٹ، سنج، ٹک، لپ۔  |

## Questions for the Eighth Month

|  |                   |  |
|--|-------------------|--|
| Qur'aan                                | Nooraani Qaa'idah | Read the following words:<br>نُوحٌ، يَقُومُ، تَمَاتَيْلُ، طَاغُوتُ، كَلَامَ، رِيحُ، أَبَوَاهُ، كَتَبُ۔ |
|  | Hifdhus Surahs    | : Recite the Ta'wwudh, Tasmiyah and Suratul Faatihah.  |
| Hadeeth                                | Hifdhul Hadeeth   | : Recite Hadeeth No. 3.  |
| Aqaa'id (Beliefs) and Masaa'il (Rules) | Al-Asmaa-ul-Husna | : Recite the names of Allaah 7, 8 and 9.   |
|  | Masaa'il (Rules)  | : How many salaahs are Fardh for a Muslim daily and name them?   |
| Islaamic Upbringing                    | Seerah            | : ① How many sons did our Nabi ﷺ have?<br>② How many daughters did our Nabi ﷺ have?                    |
| Language                               | Urdu              | : Read the following words: لُو، لُو، سُو، سُو، سی، اے، ہے، دن، دُم، ٹک، ڈر۔                           |



# Questions



## Questions for the Ninth Month

|  |                   |   |
|--|-------------------|---|
| Qur'aan                                | Nooraani Qaa'idah | Read the following words:<br>رُسُلِهِ، بَيِّنَاتِهِ، عَاوُنَ، بِتَأْوِيلِهِ، دَاوُدَ، قَرِيْنَهُ۔ |
|  | Hifdhul Surahs    | : Recite Suratul Lahab and Suratul Ikhlāas.   |
| Hadeeth                                | Hifdhul Hadeeth   | : Recite Hadeeth No. 4.   |
| Aqaa'id (Beliefs) and Masa'ail (Rules) | Al-Asmaa-ul-Husna | : Recite the Names of Allaah 10, 11 and 12.   |
|  | Masa'ail (Rules)  | : How many Rakaahs are there in every salaah?   |
| Islaamic Upbringing                    | Seerah            | : What did the Arabs call our Nabi ﷺ ?  |
| Language                               | Urdu              | Read the following sentences:<br>حج کر، سب گن، حق کہہ، جب آ، دے دو، جو ہوسو ہو۔                   |

## Questions for the Tenth Month

|  |                   |  |
|--|-------------------|--|
| Qur'aan                                | Nooraani Qaa'idah | Read the following words:<br>سَلِيْمًا، يَسْتَوْفُونَ، عِيْنَيْنِ، جَاءَ، تُّنَّ، حُنَّ۔ |
|  | Hifdhul Surahs    | : Recite Suratul Falaq and Suratun Naas.   |
| Hadeeth                                | Hifdhul Hadeeth   | : Recite Hadeeth No. 5.  |
| Aqaa'id (Beliefs) and Masa'ail (Rules) | Al-Asmaa-ul-Husna | : Recite the Names of Allaah 1 to 15.  |
|  | Masa'ail (Rules)  | : What are the conditions of salaah ?  |
| Islaamic Upbringing                    | Seerah            | : ① Who was the last Nabi?<br>② Will another Nabi come after our Nabi ﷺ ?                |
| Language                               | Urdu              | Read the following words:<br>طور، زین، ڈاک، ساگ، مشق، نبی، وقت، ثنا، گلی، غضب، آدب۔      |



# Salaah Chart



## JANUARY

| Date | F | Z | A | M | I |
|------|---|---|---|---|---|
| 1    | F | Z | A | M | I |
| 2    | F | Z | A | M | I |
| 3    | F | Z | A | M | I |
| 4    | F | Z | A | M | I |
| 5    | F | Z | A | M | I |
| 6    | F | Z | A | M | I |
| 7    | F | Z | A | M | I |
| 8    | F | Z | A | M | I |
| 9    | F | Z | A | M | I |
| 10   | F | Z | A | M | I |
| 11   | F | Z | A | M | I |
| 12   | F | Z | A | M | I |
| 13   | F | Z | A | M | I |
| 14   | F | Z | A | M | I |
| 15   | F | Z | A | M | I |
| 16   | F | Z | A | M | I |
| 17   | F | Z | A | M | I |
| 18   | F | Z | A | M | I |
| 19   | F | Z | A | M | I |
| 20   | F | Z | A | M | I |
| 21   | F | Z | A | M | I |
| 22   | F | Z | A | M | I |
| 23   | F | Z | A | M | I |
| 24   | F | Z | A | M | I |
| 25   | F | Z | A | M | I |
| 26   | F | Z | A | M | I |
| 27   | F | Z | A | M | I |
| 28   | F | Z | A | M | I |
| 29   | F | Z | A | M | I |
| 30   | F | Z | A | M | I |
| 31   | F | Z | A | M | I |

## FEBRUARY

| Date | F | Z | A | M | I |
|------|---|---|---|---|---|
| 1    | F | Z | A | M | I |
| 2    | F | Z | A | M | I |
| 3    | F | Z | A | M | I |
| 4    | F | Z | A | M | I |
| 5    | F | Z | A | M | I |
| 6    | F | Z | A | M | I |
| 7    | F | Z | A | M | I |
| 8    | F | Z | A | M | I |
| 9    | F | Z | A | M | I |
| 10   | F | Z | A | M | I |
| 11   | F | Z | A | M | I |
| 12   | F | Z | A | M | I |
| 13   | F | Z | A | M | I |
| 14   | F | Z | A | M | I |
| 15   | F | Z | A | M | I |
| 16   | F | Z | A | M | I |
| 17   | F | Z | A | M | I |
| 18   | F | Z | A | M | I |
| 19   | F | Z | A | M | I |
| 20   | F | Z | A | M | I |
| 21   | F | Z | A | M | I |
| 22   | F | Z | A | M | I |
| 23   | F | Z | A | M | I |
| 24   | F | Z | A | M | I |
| 25   | F | Z | A | M | I |
| 26   | F | Z | A | M | I |
| 27   | F | Z | A | M | I |
| 28   | F | Z | A | M | I |
| 29   | F | Z | A | M | I |
|      |   |   |   |   |   |
|      |   |   |   |   |   |

## MARCH

| Date | F | Z | A | M | I |
|------|---|---|---|---|---|
| 1    | F | Z | A | M | I |
| 2    | F | Z | A | M | I |
| 3    | F | Z | A | M | I |
| 4    | F | Z | A | M | I |
| 5    | F | Z | A | M | I |
| 6    | F | Z | A | M | I |
| 7    | F | Z | A | M | I |
| 8    | F | Z | A | M | I |
| 9    | F | Z | A | M | I |
| 10   | F | Z | A | M | I |
| 11   | F | Z | A | M | I |
| 12   | F | Z | A | M | I |
| 13   | F | Z | A | M | I |
| 14   | F | Z | A | M | I |
| 15   | F | Z | A | M | I |
| 16   | F | Z | A | M | I |
| 17   | F | Z | A | M | I |
| 18   | F | Z | A | M | I |
| 19   | F | Z | A | M | I |
| 20   | F | Z | A | M | I |
| 21   | F | Z | A | M | I |
| 22   | F | Z | A | M | I |
| 23   | F | Z | A | M | I |
| 24   | F | Z | A | M | I |
| 25   | F | Z | A | M | I |
| 26   | F | Z | A | M | I |
| 27   | F | Z | A | M | I |
| 28   | F | Z | A | M | I |
| 29   | F | Z | A | M | I |
| 30   | F | Z | A | M | I |
| 31   | F | Z | A | M | I |

Parent's signature

Teacher's signature

Parent's signature

Teacher's signature

Parent's signature

Teacher's signature

If the student has already performed the salaah whether with jama'ah or without Adaa or Qadhaa, in every case tick  in the box given accordingly.



# Salaah Chart



## APRIL

| Date | F | Z | A | M | I |
|------|---|---|---|---|---|
| 1    | F | Z | A | M | I |
| 2    | F | Z | A | M | I |
| 3    | F | Z | A | M | I |
| 4    | F | Z | A | M | I |
| 5    | F | Z | A | M | I |
| 6    | F | Z | A | M | I |
| 7    | F | Z | A | M | I |
| 8    | F | Z | A | M | I |
| 9    | F | Z | A | M | I |
| 10   | F | Z | A | M | I |
| 11   | F | Z | A | M | I |
| 12   | F | Z | A | M | I |
| 13   | F | Z | A | M | I |
| 14   | F | Z | A | M | I |
| 15   | F | Z | A | M | I |
| 16   | F | Z | A | M | I |
| 17   | F | Z | A | M | I |
| 18   | F | Z | A | M | I |
| 19   | F | Z | A | M | I |
| 20   | F | Z | A | M | I |
| 21   | F | Z | A | M | I |
| 22   | F | Z | A | M | I |
| 23   | F | Z | A | M | I |
| 24   | F | Z | A | M | I |
| 25   | F | Z | A | M | I |
| 26   | F | Z | A | M | I |
| 27   | F | Z | A | M | I |
| 28   | F | Z | A | M | I |
| 29   | F | Z | A | M | I |
| 30   | F | Z | A | M | I |
|      |   |   |   |   |   |

## MAY

| Date | F | Z | A | M | I |
|------|---|---|---|---|---|
| 1    | F | Z | A | M | I |
| 2    | F | Z | A | M | I |
| 3    | F | Z | A | M | I |
| 4    | F | Z | A | M | I |
| 5    | F | Z | A | M | I |
| 6    | F | Z | A | M | I |
| 7    | F | Z | A | M | I |
| 8    | F | Z | A | M | I |
| 9    | F | Z | A | M | I |
| 10   | F | Z | A | M | I |
| 11   | F | Z | A | M | I |
| 12   | F | Z | A | M | I |
| 13   | F | Z | A | M | I |
| 14   | F | Z | A | M | I |
| 15   | F | Z | A | M | I |
| 16   | F | Z | A | M | I |
| 17   | F | Z | A | M | I |
| 18   | F | Z | A | M | I |
| 19   | F | Z | A | M | I |
| 20   | F | Z | A | M | I |
| 21   | F | Z | A | M | I |
| 22   | F | Z | A | M | I |
| 23   | F | Z | A | M | I |
| 24   | F | Z | A | M | I |
| 25   | F | Z | A | M | I |
| 26   | F | Z | A | M | I |
| 27   | F | Z | A | M | I |
| 28   | F | Z | A | M | I |
| 29   | F | Z | A | M | I |
| 30   | F | Z | A | M | I |
| 31   | F | Z | A | M | I |

## JUNE

| Date | F | Z | A | M | I |
|------|---|---|---|---|---|
| 1    | F | Z | A | M | I |
| 2    | F | Z | A | M | I |
| 3    | F | Z | A | M | I |
| 4    | F | Z | A | M | I |
| 5    | F | Z | A | M | I |
| 6    | F | Z | A | M | I |
| 7    | F | Z | A | M | I |
| 8    | F | Z | A | M | I |
| 9    | F | Z | A | M | I |
| 10   | F | Z | A | M | I |
| 11   | F | Z | A | M | I |
| 12   | F | Z | A | M | I |
| 13   | F | Z | A | M | I |
| 14   | F | Z | A | M | I |
| 15   | F | Z | A | M | I |
| 16   | F | Z | A | M | I |
| 17   | F | Z | A | M | I |
| 18   | F | Z | A | M | I |
| 19   | F | Z | A | M | I |
| 20   | F | Z | A | M | I |
| 21   | F | Z | A | M | I |
| 22   | F | Z | A | M | I |
| 23   | F | Z | A | M | I |
| 24   | F | Z | A | M | I |
| 25   | F | Z | A | M | I |
| 26   | F | Z | A | M | I |
| 27   | F | Z | A | M | I |
| 28   | F | Z | A | M | I |
| 29   | F | Z | A | M | I |
| 30   | F | Z | A | M | I |
|      |   |   |   |   |   |

Parent's signature

Parent's signature

Parent's signature

Teacher's signature

Teacher's signature

Teacher's signature



# Salaah Chart



## JULY

| Date | F | Z | A | M | I |
|------|---|---|---|---|---|
| 1    | F | Z | A | M | I |
| 2    | F | Z | A | M | I |
| 3    | F | Z | A | M | I |
| 4    | F | Z | A | M | I |
| 5    | F | Z | A | M | I |
| 6    | F | Z | A | M | I |
| 7    | F | Z | A | M | I |
| 8    | F | Z | A | M | I |
| 9    | F | Z | A | M | I |
| 10   | F | Z | A | M | I |
| 11   | F | Z | A | M | I |
| 12   | F | Z | A | M | I |
| 13   | F | Z | A | M | I |
| 14   | F | Z | A | M | I |
| 15   | F | Z | A | M | I |
| 16   | F | Z | A | M | I |
| 17   | F | Z | A | M | I |
| 18   | F | Z | A | M | I |
| 19   | F | Z | A | M | I |
| 20   | F | Z | A | M | I |
| 21   | F | Z | A | M | I |
| 22   | F | Z | A | M | I |
| 23   | F | Z | A | M | I |
| 24   | F | Z | A | M | I |
| 25   | F | Z | A | M | I |
| 26   | F | Z | A | M | I |
| 27   | F | Z | A | M | I |
| 28   | F | Z | A | M | I |
| 29   | F | Z | A | M | I |
| 30   | F | Z | A | M | I |
| 31   | F | Z | A | M | I |

## AUGUST

| Date | F | Z | A | M | I |
|------|---|---|---|---|---|
| 1    | F | Z | A | M | I |
| 2    | F | Z | A | M | I |
| 3    | F | Z | A | M | I |
| 4    | F | Z | A | M | I |
| 5    | F | Z | A | M | I |
| 6    | F | Z | A | M | I |
| 7    | F | Z | A | M | I |
| 8    | F | Z | A | M | I |
| 9    | F | Z | A | M | I |
| 10   | F | Z | A | M | I |
| 11   | F | Z | A | M | I |
| 12   | F | Z | A | M | I |
| 13   | F | Z | A | M | I |
| 14   | F | Z | A | M | I |
| 15   | F | Z | A | M | I |
| 16   | F | Z | A | M | I |
| 17   | F | Z | A | M | I |
| 18   | F | Z | A | M | I |
| 19   | F | Z | A | M | I |
| 20   | F | Z | A | M | I |
| 21   | F | Z | A | M | I |
| 22   | F | Z | A | M | I |
| 23   | F | Z | A | M | I |
| 24   | F | Z | A | M | I |
| 25   | F | Z | A | M | I |
| 26   | F | Z | A | M | I |
| 27   | F | Z | A | M | I |
| 28   | F | Z | A | M | I |
| 29   | F | Z | A | M | I |
| 30   | F | Z | A | M | I |
| 31   | F | Z | A | M | I |

## SEPTEMBER

| Date | F | Z | A | M | I |
|------|---|---|---|---|---|
| 1    | F | Z | A | M | I |
| 2    | F | Z | A | M | I |
| 3    | F | Z | A | M | I |
| 4    | F | Z | A | M | I |
| 5    | F | Z | A | M | I |
| 6    | F | Z | A | M | I |
| 7    | F | Z | A | M | I |
| 8    | F | Z | A | M | I |
| 9    | F | Z | A | M | I |
| 10   | F | Z | A | M | I |
| 11   | F | Z | A | M | I |
| 12   | F | Z | A | M | I |
| 13   | F | Z | A | M | I |
| 14   | F | Z | A | M | I |
| 15   | F | Z | A | M | I |
| 16   | F | Z | A | M | I |
| 17   | F | Z | A | M | I |
| 18   | F | Z | A | M | I |
| 19   | F | Z | A | M | I |
| 20   | F | Z | A | M | I |
| 21   | F | Z | A | M | I |
| 22   | F | Z | A | M | I |
| 23   | F | Z | A | M | I |
| 24   | F | Z | A | M | I |
| 25   | F | Z | A | M | I |
| 26   | F | Z | A | M | I |
| 27   | F | Z | A | M | I |
| 28   | F | Z | A | M | I |
| 29   | F | Z | A | M | I |
| 30   | F | Z | A | M | I |
|      |   |   |   |   |   |

Parent's signature

Teacher's signature

Parent's signature

Teacher's signature

Parent's signature

Teacher's signature



# Salaah Chart



## OCTOBER

| Date | F | Z | A | M | I |
|------|---|---|---|---|---|
| 1    | F | Z | A | M | I |
| 2    | F | Z | A | M | I |
| 3    | F | Z | A | M | I |
| 4    | F | Z | A | M | I |
| 5    | F | Z | A | M | I |
| 6    | F | Z | A | M | I |
| 7    | F | Z | A | M | I |
| 8    | F | Z | A | M | I |
| 9    | F | Z | A | M | I |
| 10   | F | Z | A | M | I |
| 11   | F | Z | A | M | I |
| 12   | F | Z | A | M | I |
| 13   | F | Z | A | M | I |
| 14   | F | Z | A | M | I |
| 15   | F | Z | A | M | I |
| 16   | F | Z | A | M | I |
| 17   | F | Z | A | M | I |
| 18   | F | Z | A | M | I |
| 19   | F | Z | A | M | I |
| 20   | F | Z | A | M | I |
| 21   | F | Z | A | M | I |
| 22   | F | Z | A | M | I |
| 23   | F | Z | A | M | I |
| 24   | F | Z | A | M | I |
| 25   | F | Z | A | M | I |
| 26   | F | Z | A | M | I |
| 27   | F | Z | A | M | I |
| 28   | F | Z | A | M | I |
| 29   | F | Z | A | M | I |
| 30   | F | Z | A | M | I |
| 31   | F | Z | A | M | I |

## NOVEMBER

| Date | F | Z | A | M | I |
|------|---|---|---|---|---|
| 1    | F | Z | A | M | I |
| 2    | F | Z | A | M | I |
| 3    | F | Z | A | M | I |
| 4    | F | Z | A | M | I |
| 5    | F | Z | A | M | I |
| 6    | F | Z | A | M | I |
| 7    | F | Z | A | M | I |
| 8    | F | Z | A | M | I |
| 9    | F | Z | A | M | I |
| 10   | F | Z | A | M | I |
| 11   | F | Z | A | M | I |
| 12   | F | Z | A | M | I |
| 13   | F | Z | A | M | I |
| 14   | F | Z | A | M | I |
| 15   | F | Z | A | M | I |
| 16   | F | Z | A | M | I |
| 17   | F | Z | A | M | I |
| 18   | F | Z | A | M | I |
| 19   | F | Z | A | M | I |
| 20   | F | Z | A | M | I |
| 21   | F | Z | A | M | I |
| 22   | F | Z | A | M | I |
| 23   | F | Z | A | M | I |
| 24   | F | Z | A | M | I |
| 25   | F | Z | A | M | I |
| 26   | F | Z | A | M | I |
| 27   | F | Z | A | M | I |
| 28   | F | Z | A | M | I |
| 29   | F | Z | A | M | I |
| 30   | F | Z | A | M | I |
|      |   |   |   |   |   |

## DECEMBER

| Date | F | Z | A | M | I |
|------|---|---|---|---|---|
| 1    | F | Z | A | M | I |
| 2    | F | Z | A | M | I |
| 3    | F | Z | A | M | I |
| 4    | F | Z | A | M | I |
| 5    | F | Z | A | M | I |
| 6    | F | Z | A | M | I |
| 7    | F | Z | A | M | I |
| 8    | F | Z | A | M | I |
| 9    | F | Z | A | M | I |
| 10   | F | Z | A | M | I |
| 11   | F | Z | A | M | I |
| 12   | F | Z | A | M | I |
| 13   | F | Z | A | M | I |
| 14   | F | Z | A | M | I |
| 15   | F | Z | A | M | I |
| 16   | F | Z | A | M | I |
| 17   | F | Z | A | M | I |
| 18   | F | Z | A | M | I |
| 19   | F | Z | A | M | I |
| 20   | F | Z | A | M | I |
| 21   | F | Z | A | M | I |
| 22   | F | Z | A | M | I |
| 23   | F | Z | A | M | I |
| 24   | F | Z | A | M | I |
| 25   | F | Z | A | M | I |
| 26   | F | Z | A | M | I |
| 27   | F | Z | A | M | I |
| 28   | F | Z | A | M | I |
| 29   | F | Z | A | M | I |
| 30   | F | Z | A | M | I |
| 31   | F | Z | A | M | I |

Parent's signature

Teacher's signature

Parent's signature

Teacher's signature

Parent's signature

Teacher's signature



# Monthly Attendance, Absence and the Fee Chart

| MONTHS    | Total days | Present | Absent | Fees | Teacher's signature | Parent's signature |
|-----------|------------|---------|--------|------|---------------------|--------------------|
| JANUARY   |            |         |        |      |                     |                    |
| FEBRUARY  |            |         |        |      |                     |                    |
| MARCH     |            |         |        |      |                     |                    |
| APRIL     |            |         |        |      |                     |                    |
| MAY       |            |         |        |      |                     |                    |
| JUNE      |            |         |        |      |                     |                    |
| JULY      |            |         |        |      |                     |                    |
| AUGUST    |            |         |        |      |                     |                    |
| SEPTEMBER |            |         |        |      |                     |                    |
| OCTOBER   |            |         |        |      |                     |                    |
| NOVEMBER  |            |         |        |      |                     |                    |
| DECEMBER  |            |         |        |      |                     |                    |

Signature of the responsible person \_\_\_\_\_