

بِسْمِ اللّٰهِ الرَّحْمٰنِ الرَّحِیْمِ

طَلَبُ الْعِلْمِ فَرِيضَةٌ عَلَى كُلِّ مُسْلِمٍ

[Ibnu Maaja : 224, Anas رضي الله عنه]

Seeking knowledge is obligatory for every Muslim.

دینیات

DEENIYAT

Third Year (English)

First Edition

Rajab ul Murajjab 1433 Al Hijri - June 2012

Compiler	مرتب
AHEM Charitable Trust	الاهم چیرٹبل ٹرسٹ
<b>Contact</b> : Idara-e-DEENIYAT, Opp. Maharashtra College, Bellasis Road, Nagpada, Mumbai - 400 008. <b>Tel</b> : 022 - 23051111 • <b>Fax</b> : 022 - 23051144 <b>Website</b> : www.deeniyat.com • <b>E-mail</b> : info@deeniyat.com	

دینیات

DEENIYAT

دینیات  
DEENIYAT

Name of student : .....

Residential address and Phone No. ....  
.....

Address of Madrasah : .....

Class : .....



# Preface

Islaam is the religion that conforms perfectly to human nature and hence a complete code of life. It guides a person at every turn of his life, whether it concerns his public or private life — being engrossed in worship, business, his moments of joy and grief. There is not a single aspect of man's life about which Islam does not offer complete guidance.

In fact a person can be successful only when he lives his whole life in conformity with the teachings of Islam. It is for this reason that Nabi Muhammad ﷺ has made it obligatory for every Muslim individual to seek as much knowledge as is necessary for him. **He said, “Seeking knowledge is obligatory for every Muslim.”**

[Ibnu Maaja : 224, Anas رضي الله عنه]

Nabi Muhammad ﷺ also specified that the teachers and students of Deen are the best of people from the Ummah. **He said, “The best of you are those who learn the Qur'aan and teach it.”**

[Bukhaari : 5027, Uthmaan Bin Affaan رضي الله عنه]

Furthermore, the people of knowledge have been given the responsibility of teaching people without knowledge. **He also emphasised, “Acquire knowledge and teach it to the people.”**

[Shu'abul Imaan : 1742 , Abu Bakr رضي الله عنه]

Therefore, the scholars and reformers of the Ummah from the time of the Sahabah رضي الله عنهم and during every era after them exerted themselves to educate the masses about the Deen and made untold sacrifices to spread it. It is because of their sacrifices that we have the Deen before us today in its pure form and we also have the names of Allaah and His Messenger ﷺ on our tongues. May Allaah grant them the best of rewards on our behalf and on behalf of all Muslims. Aameen.

What we need to focus upon is how to get our children to remain steadfast upon the Deen. How will they become dedicated to fulfil the commands of Allaah Ta'aala? It is evident that

according to the system of Allaah , this will be established only with a whole-hearted effort. The Deen will remain alive in the lives of our future generations if we make a progress in that direction. It is therefore our religious and parental duty to concern ourselves with the Deen and Imaan of our children and to get them to practise upon the teachings and directives of the Deen.

The easiest and most effective manner of fulfilling this responsibility during these times is the one employed by our seniors who established the institutions of Makaatib and Madaaris which serve as fortresses for the protection of the Deen as well as the bases to spread it world-wide. Such institutions need to be established everywhere and run efficiently with the best of syllabi. An awakening of Deen will occur and an environment of knowledge and religiousness will develop. This will serve to safeguard the Deen in the lives of our future generations.

The Deeniyat Institute has started a humble effort in this direction to promote a systematic syllabus for the Makaatib. Using the name Deeniyat as a title to the series, syllabi have been prepared for children and for adult men and women. The children's syllabus has been divided into the following three categories: ① Primary ② Secondary ③ Advanced.

Apart from the Zero Course, the primary course runs for a period of five years. This includes completion of the Qur'aan together with the important aspects of Deen. You have in your hand the syllabus for the third year, which includes the same sequence of the heading and subjects as in the previous years. The introduction of the syllabus and its features have been elaborated in the text book of the first year. it can be referred to whenever required.

Our Du'aa to Allaah is to accept this humble effort and to create unity, steadfastness and sincerity within every person involved in this effort. (Aameen)

## Special Directives for this Year's Syllabus

- Over the past two years, Nooraani Qaa'idah has been completed and the students have started reciting the Qur'aan. The syllabus for this year therefore includes the constant recitation of the Qur'aan. Since the purpose of this topic is for the students to be able to recite the Qur'aan properly and correctly, the rules of Tajweed discussed in Nooraani Qaa'idah have also been included in the syllabus. These rules need to be implemented when teaching the students to recite the Qur'aan. Furthermore, all time spared after completing other subjects may be used for recitation of the Qur'aan.
- The course completed during the previous years should be revised this year so that students may understand it well and practise it in their lives. Months and days have been allocated for revision just as they have been for lessons.
- There is no time allocated to revise the recitation of the Qur'aan. Therefore, during the days of revision, the recitation of the Qur'aan will continue as usual before revising other subjects.
- The Seerah syllabus during the previous years were presented in a question and answer form. This year, the syllabus is presented under the broad heading of the life of our Nabi ﷺ in Makkah.
- The Urdu language syllabus includes exercise of words having six to eight letters followed by the descriptive lessons and writing practice of the compound words of Urdu. Do not think that the text book is sufficient, but try to give the students as much writing practice as possible so that they may be proficient in both reading and writing the language.
- Questions given at the end of the book with regards to Qira'atul Qur'aan only include the rules of tajweed and questions regarding the Urdu language only include a few words and meanings in Urdu. Therefore, in order to assess the recitation of the Qur'aan and Urdu, questions may be asked directly from the Qur'aan and the Urdu lessons.

# The Method of Teaching this Syllabus

This syllabus has been arranged in an orderly sequence without which it would be ineffective. It is therefore necessary to bear the following guidelines in mind while teaching it:

- An hour has to be allocated everyday for teaching it.
- A few days are spent at the beginning of the year to arrange the students into groups and explain to them how to study the book properly. This time should also be used to highlight the virtues of the subjects to be taught so that the students may learn with enthusiasm.
- It is imperative that the entire syllabus be taught on a collective basis, phrase by phrase. Therefore, the teacher will first recite “الْحَمْدُ لِلَّهِ”, after which the students will collectively repeat the words. Thereafter, the teacher will recite “رَبِّ الْعَالَمِينَ”, after which the students will again repeat the words collectively. Inshaa Allaah , it will become easy for the students to learn when they have repeated the lessons several times.
- In this syllabus days and months are allocated for teaching the lessons. As there are four to five holidays in a month, twenty-five to twenty-six days are left for study, out of which twenty days are reserved for teaching and the last four to five days for revision. This revision covers the lessons of the current month as well as those of the previous months.
- Months and days have been specified in the timetable for each lesson. One needs to make an effort to adhere to the days and months when completing the lessons. When the last lesson for the month has been completed, make a note of the date, sign your initials in the column provided and have the parent or guardian of the child also sign in acknowledgement.
- If a subject for the month has been completed before the end of the month, the remaining time may be used for another subject so that all subjects for the month may be completed in the same month.
- While teaching the subjects of the second five months, revision should also be done of the work completed during

the first five months. For example, revision of the Du'aas and Sunnah may be done during the revision of the Ahadeeth that have been memorised. Similarly, revision of Aqaa'id may be done with the revision of Al-Asmaa-ul-Husna and revision of Salaah may be done with the revision of Masaa'il.

- The definition of a subject is neither the literal nor technical meaning of the subject, but a broad and commonly understood meaning to introduce it to the students in a manner they can understand properly. It is therefore important to read this **definition** to the students daily when alternating between subjects or to **have** one of them read it aloud.
- During the days of revision, one should encourage the students so that they realise the **importance** of every subject and learn with enthusiasm. A few Qur'aanic verses and Ahadeeth **have been included** to provide encouragement, together with a few words of explanation. These may be recited to provide encouragement, but **more time** should not be taken for explanations. The students **may**, however, be asked a few questions only to ascertain whether they have understood. For example, after reading the words of encouragement in Nooraani Qaa'idah a student may be asked, during the Qur'aanic recitation, "What reward do we get by reciting the Qur'aan **and remembering Allaah**?"
- Questions concerning every month's work have been given at the end of the book. These may then be posed to the students once they have **completed** revision of the month's work.
- There is a chart given at the end of the text book to check the attendance of the Salaah. Mark appropriately in the square as suggested. There is another chart for the monthly attendance of the students, their absence and fees. At the end of every month write details about the teaching days, attendance, absence and fees. Put your signature here and ask the students to get it signed by their parents.
- While revising the work of the students who have been absent from class, check first if the lesson will be repeated ahead. If so, then it will be covered then. However, if the lesson will not be repeated ahead or the lesson is such that future lessons cannot be understood without it, then the student needs to be taught individually by the teacher or by a competent student.



If understanding the future lessons does not depend on the missed lesson, the lessons may continue as normal with the entire class to maintain the system. The missed lesson can then be taught during the time allocated for revision.

○ If the students are coming to study for two hours, let them occupy the rear seats and get busy with either the exercise of the lessons of the Nooraani Qaa'idah under the supervision of the teacher or just learning the other surahs in addition to what is prescribed in the course. In this manner they will be able to memorise some part of the Qur'aan along with the school studies.

○ If one needs to teach several classes within the hour, one class will be taught first, after which a capable student from the same class will be given the task of teaching something to the class to keep them busy. The next class may then be taught for a while, after which someone from them will continue teaching as was done with the first class. In this manner, each class will be taught in turns by the teacher and then by a selected student.

○ Group formation is necessary even while checking the lessons of different classes. Listen to the lesson of each group separately. The way to do this is that in each group the students should read out the lessons little by little daily in order to enable all the students of the group to listen. The errors pointed out and corrected in a lesson should be clear enough for all the students to note.

○ If some students in a class are ahead of others in a lesson of the Qur'aan. Teach less to the student in the lead but more to the one behind. While teaching a student, let all the other students open the same lesson. For example, if a student has his lesson in the third juz, the second one in the seventh juz and the third one in the eleventh juz. While teaching three lines to the student in the eleventh juz all the students should also open the eleventh juz. While teaching five lines to the student in the seventh juz all the students should also open the seventh juz. Similarly while teaching seven lines to the student of the third juz all the students should open the third juz. This method will help in revision and later in developing the collective spirit.

# Timetables

## *Subjects to be taught during the first five months of the year:*

<b>Beginning with</b>	[Hamd] [Na'at]	
<b>1-Qur'aan</b>	[Qira'atul Qur'aan] [Hifdhus Surah]	40 minutes
<b>2-Hadeeth</b>	[Du'aa and Sunnah]	5 minutes
<b>3-Aqaa'id (Beliefs) and Masaa'il (Rules)</b>	[Aqaa'id (Beliefs)] [Salaah]	5 minutes
<b>4-Islaamic Upbringing</b>	[Islaamic Knowledge] [Speech and Du'aa]	5 minutes
<b>5-Language</b>	[Arabic] [Urdu]	5 minutes

## *Subjects to be taught during the second five months of the year:*

<b>Beginning with</b>	[Hamd] [Na'at]	
<b>1-Qur'aan</b>	[Qira'atul Qur'aan] [Hifdhus Surah]	40 minutes
<b>2-Hadeeth</b>	[Hifdhul Hadeeth]	5 minutes
<b>3-Aqaa'id (Beliefs) and Masaa'il (Rules)</b>	[Al-Asmaa-ul-Husna] [Masaa'il (Rules)]	5 minutes
<b>4-Islaamic Upbringing</b>	[Seerah] [Deen made easy]	5 minutes
<b>5-Language</b>	[Urdu]	5 minutes

**NOTE:** The time fixed for each topic may be increased or decreased as necessary.

# The Five Year Syllabus at a Glance

Beginning With	Hamd/Na'at	Five Hamd and Five Na'at.
Qur'aan	Qira'atul Qur'aan	Beginning with Alif, Baa, Taa up to the complete recitation of the Qur'aan.
	Hifdhus Surahs	Ta'awwudh, Tasmiya, Suratul Faatiha and twenty-one surahs (Suratudh Dhuhaa to Suratun Naas) and Aayatul Kursi.
Hadeeth	Du'aa and Sunnah	Du'aas for thirty-eight actions and the Sunnah practices of thirteen activities (e.g. Sunnah way of eating, drinking, sleeping, visiting the Masjid, home, toilet, etc).
	Hifdhul Hadeeth	Forty Ahadeeth with translation, according to the five broad branches of Deen, viz. Imaaniyaat, Ibaadaat, Mu'aamlaat, Mu'aasharah and Akhlaaqiyaat.
Aqaa'id (Beliefs) and Masaa'il (Rules)	Aqaa'id (Beliefs)	Five kalimahs, Al-Imaanul Mujmal, Al-Imaanul Mufassal and the basic beliefs every Muslim must have conviction in, such as Allaah, Nabi Muhammad ﷺ, the divine books, angels, the hereafter, etc.
	Salaah	Complete Salaah with all relevant Du'aas, together with the manner of performing and leading six other salaahs, such as the Witr salaah, salaah of the ill, Jumu'ah salaah, traveller's salaah, etc. The salaah should be taught practically and students are to be monitored.
	Al-Asmaa-ul-husna	The ninety-nine descriptive names of Allaah.
	Masaa'il (Rules)	The necessary rules of cleanliness and salaah, such as ghusl, wudhu, the Faraa'idh of salaah, the Waajibaat of salaah, etc. A brief introduction of zakaah, fasting and Hajj has also been given.
Islaamic Upbringing	Islaamic Knowledge	One hundred and ten questions and answers regarding the important facts of Islaam, Islaamic personalities and historical places.
	Speech and Du'aa	Five speeches and five du'aas from the Qur'aan.
	Seerah	Brief life history of Nabi Muhammad ﷺ and the four rightly guided Khulafaa, viz. Abu Bakr ؓ, Umar ؓ, Uthmaan ؓ and Ali ؓ.
	Deen made easy	Forty lessons on the five broad branches of Deen, viz. Imaaniyaat, Ibaadaat, Mu'aamlaat, Mu'aasharah and Akhlaaqiyaat for the religious upbringing of our children.
Language	Arabic	Arabic numbers and words for things used on a daily bases, Islaamic months and days and the names of the limbs of the body.
	Urdu	Beginning with Alif, Baa, Taa up to developing the ability to read and write.



# Monthly Topics

## *Lessons for the First Month*

<b>Qur'aan</b>	Qira'atul Qur'aan	: Suratun Naba, Qalqalah.
	Hifdhus Surah	: Ta'awwudh, Tasmiya, Suratul Faatiha, Suratul Feel to Suratul Kauthar.
<b>Hadeeth</b>	Du'aa and Sunnah	: Revision of the previous year's du'aas and Sunnah ways.
<b>Aqaa'id (Beliefs) and Masaa'il (Rules)</b>	Aqaa'id (Beliefs)	: Al-Kalimatut Tayyibah, Al-Kalimatush Shahaadah, Al-Kalimatut Tamjeed, Al-Kalimatut Tauheed and the Al-Kalimatul Istighfaar.
	Salaah	: Revision of practical salaah together with revision of all the words of salaah.
<b>Islaamic Upbringing</b>	Islaamic Knowledge	: Six questions and answers regarding Islaam, Islaamic personalities and Islaamic locations.
	Speech and Du'aa	: One Speech and one Qur'aanic Du'aa.
<b>Language</b>	Arabic	: Tens, the days of the week.

## *Lessons for the Second Month*

<b>Qur'aan</b>	Qira'atul Qur'aan	: Suratun Naazi'aat, the Tashdeed.
	Hifdhus Surah	: Suratul Kaafiroon to Suratun Naas.
<b>Hadeeth</b>	Du'aa and Sunnah	: Du'aa for entering the Masjid, the Sunnah way of entering the Masjid and the Du'aa for leaving the Masjid.
<b>Aqaa'id (Beliefs) and Masaa'il (Rules)</b>	Aqaa'id (Beliefs)	: Al-Kalimatul Istighfaar.
	Salaah	: The Witr salaah.
<b>Islaamic Upbringing</b>	Islaamic Knowledge	: Six questions and answers regarding Islaam, Islaamic personalities and Islaamic locations.
	Speech and Du'aa	: One Speech and one Qur'aanic Du'aa.
<b>Language</b>	Urdu	: Words consisting of six letters.
	Writing	: Practise writing the following: اب، اج، ار، با، بب، بچ، بد، بر

# Monthly Topics

## Lessons for the Third Month

Qur'aan	Qira'atul Qur'aan	: Suratul 'Abas, Suratut Takweer, Suratul Infitaar the Ghunnah, the letters of Musta'liya, the rules of Alif.
	Hifdhus Surah	: Suratuz Zilzaal.
Hadeeth	Du'aa and Sunnah	: Du'aa for leaving the Masjid, Sunnah way of leaving the Masjid, the Du'aa after eating at someone's place.
Aqaa'id (Beliefs) and Masaa'il (Rules)	Aqaa'id (Beliefs)	: Al-Imaanul Mujmal.
	Salaah	: The Witr salaah.
Islaamic Upbringing	Islaamic Knowledge	: Six questions and answers regarding Islaam, Islaamic personalities and Islaamic locations.
	Speech and Du'aa	: One Speech and one Qur'aanic Du'aa.
Language	Urdu	: Words consisting of six and seven letters.
	Writing	: Practise writing the following: بس، بلع، لبف، لبق، لبك، بسم، مل، پ، جا

## Lessons for the Fourth Month

Qur'aan	Qira'atul Qur'aan	: Suratul Mutaffifeen, Suratul Inshiqaaq, Suratul Burooj, Suratut Taariq, rules of Alif and rules of Raa.
	Hifdhus Surahs	: Suratuz Zilzaal, Suratul Aadiyaat.
Hadeeth	Du'aa and Sunnah	: The Sunnah way of sleeping and waking up, the Du'aa for the morning.
Aqaa'id (Beliefs) and Masaa'il (Rules)	Aqaa'id (Beliefs)	: Al-Imaanul Mufassal.
	Salaah	: Ad-du'aa-ul-Qunoot.
Islaamic Upbringing	Islaamic Knowledge	: Five questions and answers regarding Islaam, Islaamic personalities and Islaamic locations.
	Speech and Du'aa	: One Speech and one Qur'aanic Du'aa.
Language	Urdu	: Words consisting of eight letters, days of the week.
	Writing	: Practise writing the following: جب، حج، حد، خر، خش، خط، حق، چل، خم

# Monthly Topics

## Lessons for the Fifth Month

Qur'aan	Qira'atul Qur'aan	: Suratul A'laaa, Suratul Gaashiyah, Suratul Fajr, Suratul Balad, Suratush Shams, the rules of Raa.
	Hifdhus Surah	: Suratul Aadiyaat.
Hadeeth	Du'aa and Sunnah	: Du'aa for the evening, Specific Du'aas for various occasions
Aqaa'id (Beliefs) and Masaa'il (Rules)	Aqaa'id (Beliefs)	: Al-Imaanul Mufassal.
	Salaah	: Ad-du'aa-ul-Qunoot.
Islamic Upbringing	Islaamic Knowledge	: Five questions and answers regarding Islaam, Islaamic personalities and Islaamic locations.
	Speech and Du'aa	: One Speech and one Qur'aanic Du'aa.
Language	Urdu	: Days of the week, Masjidun Nabawi.
	Writing	: Practise writing the following: جر، دب، رل، زه، سما، سب، سچ، سمد، سمر

## Lessons for the Sixth Month

Qur'aan	Qira'atul Qur'aan	: Suratul Lail, Suratudh Dhuha, Suratul Inshiraah, Suratut Teen, Suratul Alaq, Suratul Qadr, Suratul Baiyyinah, the rules of Raa.
	Hifdhus Surahs	: Suratul Aadiyaat, Suratul Qaari'ah.
Hadeeth	Hifdhu Hadeeth	: Revision of the previous year's Ahadeeth and Hadeeth eleven, on Imaaniyaat.
Aqaa'id (Beliefs) and Masaa'il (Rules)	Al-Asmaa-ul-Husna	: Names of Allaah : 31,32,33 and 34.
	Masaa'il (Rules)	: Revision of the previous year's Masaa'il.
Islamic Upbringing	Seerah	: Before our Nabi ﷺ, the birth and family of our Nabi ﷺ.
	Deen made easy	: A Lesson each on Imaaniyaat and Ibaadaat.
Language	Urdu	: Masjidun Nabawi.
	Writing	: Practise writing the following: شش، سب، سچ، سق، سگ، سم، سمل، صا



# Monthly Topics

## Lessons for the Ninth Month

Qur'aan	Qira'atul Qur'aan	: Third quarter of the first juz, revision of all ruled learnt this year.
	Hifdhus Surah	: Suratut Takaathur, Suratul Asr, Suratul Humazah.
Hadeeth	Hifdhu Hadeeth	Hadeeth sixteen on Imaaniyaat, Hadeeth seventeen on Ibaadaat, Hadeeth eighteen on Mu'aamlaat.
	Aqaa'id (Beliefs) and Masaa'il (Rules)	Al-Asmaa-ul-Husna : Names of Allaah : 43,44,45 and 46 Masaa'il (Rules) : The Sunnah way of bathing.
Islamic Uprising	Seerah	The Deen of Allaah continues to spread, Hijrah to Abyssinia, the speech of Ja'far <small>رضي الله عنه</small> , boycotting the Muslims, the year of sorrow.
	Deen made easy	: A Lesson each on Ibaadaat and Mu'aamlaat.
Language	Urdu	: Showing mercy to the creation of Allaah, truthfulness.
	Writing	: Practise writing the following: طق، عا، عب، ع، عذ، عر، خش، غط، غم، فا، قط

## Lessons for the Tenth Month

Qur'aan	Qira'atul Qur'aan	: The last quarter of the first juz, revision of all rules learnt this year.
	Hifdhus Surah	: Suratul Humazah.
Hadeeth	Hifdhu Hadeeth	: Hadeeth ninteon on Ibaadaat, Hadeeth twenty on Akhlaa'iyaaat.
	Aqaa'id (Beliefs) and Masaa'il (Rules)	Al-Asmaa-ul-Husna : Names of Allaah : 47, 48, 49 and 50. Masaa'il (Rules) : Things that break the wudhu.
Islamic Uprising	Seerah	: Journey to Taa'if, the Mi'raaj, Hijrah to Madinah.
	Deen made easy	: A Lesson each on Mu'aasharah and Akhlaa'iyaaat.
Language	Urdu	: Truthfulness, performing salaah on time.
	Writing	: Practise writing the following: قع، فك، تم، كا، فت، فح، فذ، فر، قص

# Contents

SUBJECTS	Page No.
<b>Beginning With</b>	
<b>Hamd and Na'at</b> - Definition, Words of encouragement	18
<b>Hamd and Na'at-</b> Guidelines for the teacher	18
Hamaara Nigehbaan	19
Jab Nabi aa gaye	20
<b>1 - Qur'aan</b>	
<b>Qira'atul Qur'aan</b> - Definition, Words of encouragement	21
<b>Qira'atul Qur'aan</b> - Guidelines for the teacher	22
Syllabus of reciting the Qur'aan	23
<b>Hifdhus Surah</b> - Definition, Words of encouragement	28
<b>Hifdhus Surah</b> - Guidelines for the teacher	28
Revision of the previous years	29
Suratuz Zilzaal	32
Suratul Aadiyaat	32
Suratul Qaari'ah	33
Suratul Takaathur	33
Suratul Asr	34
Suratul Humazah	34
<b>2 - Hadeeth</b>	
<b>Du'aa and Sunnah</b> - Definition, Words of encouragement	35
<b>Du'aa and Sunnah</b> - Guidelines for the teacher	35

SUBJECTS	Page No.
Revision of the previous years	36
Du'aa for entering the masjid	42
The sunnah way of entering the masjid	42
Du'aa for leaving the masjid	43
The sunnah way of leaving the masjid	43
The Du'aa after eating at someone's place	44
The sunnah way of sleeping	44
The sunnah way of waking up	45
Du'aa for the morning	45
Du'aa for the evening	46
Specific du'aas for various occasions	46
<b>Hifdhul Hadeeth</b> - Definition, Words of encouragement	47
<b>Hifdhul Hadeeth</b> - Guidelines for the teacher	47
Revision of the previous years	48
Hadeeth No. (11) on Imaaniyaat	50
Hadeeth No. (12) on Ibaadaat	50
Hadeeth No. (13) on Mu'aamlaat	50
Hadeeth No. (14) on Mu'aasharah	51
Hadeeth No. (15) on Akhlaaqiyaat	51
Hadeeth No. (16) on Imaaniyaat	51
Hadeeth No. (17) on Ibaadaat	52



# Contents

SUBJECTS	Page No.
Hadeeth No. (18) on Mu'aamlaat	52
Hadeeth No. (19) on Mu'aasharah	52
Hadeeth No. (20) on Akhlaaqiyaa't	52
<b>3 - Aqaa'id and Masaa'il</b>	
<b>Aqaa'id (Beliefs)</b> - Definition, Words of encouragement	53
<b>Aqaa'id (Beliefs)</b> - Guidelines for the teacher	53
Revision of the previous years	54
Al-Kalimatul Istighfaar	55
Al-Imaanul Mujmal	56
Al-Imaanul Mufassal	56
<b>Salaah</b> - Definition, Words of encouragement	57
<b>Salaah</b> - Guidelines for the teacher	57
Revision of the previous years	58
The Witr Salaah	60
Ad-du'aa-ul-Qunoot	61
<b>Al-Asmaa-ul-Husna</b> - Definition, Words of encouragement	62
<b>Al-Asmaa-ul-Husna</b> - Guidelines for the teacher	62
Al-Asmaa-ul-Husna 31 to 50	63
<b>Masaa'il (Rules)</b> - Definition, Words of encouragement	67
<b>Masaa'il (Rules)</b> - Guidelines for the teacher	67
Revision of the previous years	68

SUBJECTS	Page No.
The Sunnah way of wudhu	70
The Sunnah way of ghusl	70
Things that break the wudhu	71
<b>4 - Islaamic Upbringing</b>	
<b>Islaamic knowledge</b> - Definition, Words of encouragement	72
<b>Islaamic knowledge</b> - Guidelines for the teacher	72
Questions and Answers	73
<b>Speech and Du'aa</b> - Definition, Words of encouragement	77
<b>Speech and Du'aa</b> - Guidelines for the teacher	77
The Importance of Salaah	78
Du'aa	78
<b>Seerah</b> - Definition, Words of encouragement	79
<b>Seerah</b> - Guidelines for the teacher	79
Before our Nabi ﷺ	80
The birth of our Nabi ﷺ	80
The family of our Nabi ﷺ	81
The childhood of our Nabi ﷺ	82
The upbringing of our Nabi ﷺ	84
The youth of our Nabi ﷺ	84
Our Nabi ﷺ as a businessman	85
The journey to Syria	85

# Contents

SUBJECTS	Page No.
Nabi Muhammad ﷺ's marriage	86
Effort for peace and the decision about the Black Stone	86
Nabi Muhammad ﷺ becomes a Nabi	87
The message of Allaah	88
The first people to accept Islam	89
Addressing the people from a hill	89
The Deen of Allaah spreads	90
Hijrah to Abyssinia	91
The speech of Ja'far ؓ	92
The Boycott	93
The year of sorrow	94
The journey to Taa'if	94
Mi'raaj	95
The hijrah to Madeenah	96
<b>Deen made easy</b> Definition, Words of encouragement	98
<b>Deen made easy</b> Guidelines for the teacher	98
Hadeeth ⑪ on Imaaniyaat	100
Hadeeth ⑫ on Ibaadaat	100
Hadeeth ⑬ on Mu'aamlaat	101
Hadeeth ⑭ on Mu'aasharah	101
Hadeeth ⑮ on Akhlaaqiyaat	102

SUBJECTS	Page No.
Hadeeth ⑯ on Imaaniyaat	102
Hadeeth ⑰ on Ibaadaat	103
Hadeeth ⑱ on Mu'aamlaat	103
Hadeeth ⑲ on Mu'aasharah	104
Hadeeth ⑳ on Akhlaaqiyaat	104
<b>5 - Language</b>	
<b>Arabic</b> Definition, Words of encouragement	105
<b>Arabic</b> Guidelines for the teacher	105
<b>Tens</b>	106
<b>Days of the Week</b>	106
<b>Urdu</b> Definition, Words of encouragement	107
<b>Urdu</b> Guidelines for the teacher	107
<b>Six letter words</b>	108
<b>Seven letter words</b>	110
<b>Eight letter words</b>	111
<b>Days of the week</b>	112
<b>Masjidun Nabawi</b>	113
<b>The little musalli</b>	115
<b>Salvation in the truth</b>	116
<b>The virtue of sadaqah and charity</b>	117
<b>Showing mercy to the creation of Allaah</b>	119



# Contents

<b>SUBJECTS</b>	<b>Page No.</b>
Truthfulness	120
Perform Salaah on time	121
Writing Practise	122
Questions for the First Month	138
Questions for the Second Month	138
Questions for the Third Month	139
Questions for the Fourth Month	139
Questions for the Fifth Month	140
Questions for the Sixth Month	140
Questions for the Seventh Month	141
Questions for the Eighth Month	141
Questions for the Ninth Month	142
Questions for the Tenth Month	142
Salaah Chart	143
Monthly attendance, absence and the fee chart	147

<b>SUBJECTS</b>	<b>Page No.</b>



# Beginning with

[Hamd] [Na'at]



## *Definition*

**Hamd** : To praise Allaah Ta'ala in a poem is called Hamd.

**Na'at** : To praise Nabi Muhammad ﷺ in a poem is called Na'at.

## *Words of Encouragement*

Poetry is good when it praises Allaah Ta'ala or speaks highly of our beloved Nabi Muhammad ﷺ.

## *Guidelines for the Teacher*

One Hamd and one Na'at are given under this heading, which will be taught collectively to the students when they arrive in class each day. The Hamd will be taught on one day and the Na'at the following day. The teacher will read it initially and when the students are acquainted with it, one of them may be asked to recite it. There is no need to memorise these, but they should be recited daily so that they may settle in the minds of the students.



# Beginning with

[Hamd]

## *Hamaara Nigehbaan*

Khuda tu hamaara nigehbaan hai

Tu hi sab ka haakim hai,sultaan hai

Hamaari zaroorat tujhe kuchh nahin

Magar ham pe tera hi ehsaan hai

Tera shukr kaise ada ham karenin

Tu din raat ham par meharbaan hai

Khuda tu hamaara nigehbaan hai

Tu hi sab ka haakim hai,sultaan hai

Tu waahid hai,yakta hai,tu laa shareek

Isi baat par mera Imaan hai


Tera hi diya rizq khaate hain sab

Jo tujh se mukar jaaye shaitaan hai

Khuda tu hamaara nigehbaan hai

Tu hi sab ka haakim hai,sultaan hai

*Jalla Jalaaluhoo*



# Beginning with

[Na'at]



## Jab Nabi aa gaye

Jab Nabi aa gaye bandagi aa gayi  
Is zameen par nayi roshni aa gayi

Ab dilon mein adaawat na baaqi rahi  
Haan muhabbat bhari zindagi aa gayi

Khil gaye phul gulshan mein chaaron taraf  
Jab Nabi ke labon par hansii aa gayi

Jab Nabi aa gaye bandagi aa gayi  
Is zameen par nayi roshni aa gayi

Jo Nabi ki sharee'at pe chalta raha  
Bas use dosto ! Saadgi aa gayi

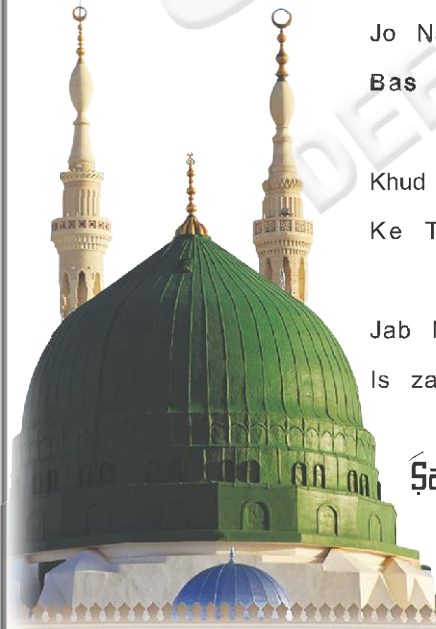
Khud nikal aaye aankhon se ashk-e-khushi  
Ke Taiba ki haafiz gali aa gayi

Jab Nabi aa gaye bandagi aa gayi  
Is zameen par nayi roshni aa gayi

ﷺ

Adaawat : Dushmani Gulshan : Baag

Ashk : Aansu Taiba : Madeenah





# 1 - Qur'aan

[Qira'atul Qur'aan]



## Definition

**Qira'atul Qur'aan :** To recite the Qur'aan by looking in is called Qira'atul Qur'aan.

## Words of Encouragement

**Hadeeth :** Nabi Muhammad ﷺ said to Abu Dharr رضى الله عنه, “Give importance to the recitation of the Qur'aan and the Dhikr of Allaah because you will be remembered in the heavens and it will be a light of guidance for you on earth.” [Sho'abul Imaan : 4942]

**Hadeeth :** Nabi Muhammad ﷺ said, “When a person keeps the Qur'aan before him, that is he practises upon its teachings the Qur'aan will lead him to Jannah. As for one who casts the Qur'aan behind his back, that is he does not practise upon its teachings, the Qur'aan will throw him into Jahannam.”

[Sho'abul Imaan : 2010, Jaabir رضى الله عنه]

The Qur'aan is the Book of Allaah. Learning , teaching and practising upon it are great acts of Ibaadah which earn tremendous rewards and blessings. It is therefore necessary for every person to learn to recite the Qur'aan and make an effort to recite it correctly.



# 1 - Qur'aan

[Qira'atul Qur'aan]



## *Guideline for the Teacher*

The thirtieth juz and the first Juz have been included in the syllabus for Qira'atul Qur'aan for this year . Together with this, a few rules from Nooraani Qaa'idah have also been included, which need to be implemented as the students are taught to recite the Qur'aan. The focus for this year is to get the students to recite the Qur'aan fluently.

The method of teaching Qira'atul Qur'aan is to write the verses of the Qur'aan on the blackboard and then spell it out, with proper pronunciation. For example, recite “الْحَمْدُ لِلَّهِ”، after which the students will also recite “الْحَمْدُ لِلَّهِ” aloud. Thereafter, recite “رَبِّ الْعَالَمِينَ” and have the students also recite “رَبِّ الْعَالَمِينَ” aloud after you.

After reciting the whole lesson to the students, get them to recite it in turns. Use any time spared from other lessons to occupy the students with Qira'atul Qur'aan.

Since there is no revision of Qira'atul Qur'aan during the days of revision, the Qira'atul Qur'aan lessons are to be taught as usual on those days. While some questions concerning Tajweed have been given at the end of the book, no questions pertaining to Qira'atul Qur'aan have been given. The teacher may assess the students in Qira'atul Qur'aan by asking questions directly from the Qur'aan.





# 1 - Qur'aan

[Qira'atul Qur'aan]



## Lesson 1

Qira'atul  
Qur'aan

### Suratun Naba

Rules to  
apply

### Qalqalah

There are five letters of Qalqalah, which are: "ق، ط، ب، ج، د"

These letters form the word : قُطْبُ جَدِّ

Whenever there appears a Sukoon on any of these letters, their sound will echo. This is called Qalqalah, e.g. جَبْ، بَجْ

Teach 20

Days  
in the

1<sup>st</sup>

Month

Date

Teacher's  
signature

Parent's  
signature

## Lesson 2

Qira'atul  
Qur'aan

### Suratun Naazi'aat

Rules to  
apply

### The Tashdeed

- ① A Sukoon and a Harakah form a Tashdeed.
- ② The Tashdeed produces a hard sound.
- ③ A letter with a Tashdeed is called a Mushaddad.
- ④ A Mushaddad letter is read twice.

E.g. Hamza baa fatha ab, Baa fatha ba = Abba أَبَّ

Teach 20

Days  
in the

2<sup>nd</sup>

Month

Date

Teacher's  
signature

Parent's  
signature



# 1 - Qur'aan

[Qira'atul Qur'aan]



Qira'atul Qur'aan

## Lesson 3

Qira'atul Qur'aan

Suratu 'Abas, Suratut Takweer, Suratul Infitaar

Rules to apply

Ghunnah

Ghunnah is to recite from the nose for the duration of one Alif. The rules of Ghunnah will apply when a Noon or a Meem has a Tashdeed on it. e.g. **أَنَّ، ثُمَّ**

### Letters recited with a full or empty mouth The Musta'liyyah Letters:

The seven letters that are always read with a full mouth are called the Musta'liyya letters. These are: **حُصَّ صَغُطٍ قَطُّ**

The remaining twenty-two letters that are read with an empty mouth are called Mustafilah letters.

Besides Alif, Raa and Laam in the word Allaah. These are sometimes read with a full mouth and sometimes with an empty mouth.

### The Rules of Alif

If the letter before Alif is read with a full mouth, the Alif will also be read with a full mouth, e.g. **قَالَ، قَالَ**

However, if the letter before the Alif is read with an empty mouth, the Alif will also be read with an empty mouth, e.g. **زَالَ، مَانَ**

Teach	20 Days in the	3 <sup>rd</sup> Month	Date	Teacher's signature	Parent's signature
-------	----------------	-----------------------	------	---------------------	--------------------

## Lesson 4

Qira'atul Qur'aan

Suratul Mutaffifeen, Suratul Inshiqaaq, Suratul Burooj, Suratut Taariq





# 1 - Qur'aan

[Qira'atul Qur'aan]



Rules to apply

## The Rules of Raa

- ① The Raa will be read with a full mouth when it has a fatha or a dhammah on it and with an empty mouth when it has a kasrah below it. Examples: Raa with a fatha: رَبَّكَ

Raa with a dhammah: رُبِّيَا Raa with a kasrah: رَسَلْتِ

Teach	20	Days in the	4 <sup>th</sup>	Month	Date	Teacher's signature	Parent's signature
-------	----	-------------	-----------------	-------	------	---------------------	--------------------

## Lesson 5

Qira'atul Qur'aan

## Suratul A'alaah, Suratul Gaashiyah, Suratul Fajr, Suratul Balad, Suratush Shams.

Rules to apply

## The Rules of Raa

- ② The Raa Saakinah will be read with a full mouth when the letter before it has a fatha or a dhammah on it and with an empty mouth when the letter before it has a kasra below it.

Examples:

Raa Saakinah with a fatha before it: أَرْسَلْنَا

Raa Saakinah with a dhammah before it: قُرْآنٌ

Raa Saakinah with a kasrah before it: أَمْرٌ

Teach	20	Days in the	5 <sup>th</sup>	Month	Date	Teacher's signature	Parent's signature
-------	----	-------------	-----------------	-------	------	---------------------	--------------------

## Lesson 6

Qira'atul Qur'aan

## Suratul Lail, Suratudh Dhuhaa, Suratul Inshiraah, Suratut Teen, Suratul Alaq, Suratul Qadr, Suratul Bayyinah



# 1 - Qur'aan

[Qira'atul Qur'aan]



Rules to apply

## The Rules of Raa

The Raa Mushaddad will be read with a full mouth when it has a fatha or a dhammah on it and with an empty mouth when it has a kasrah below it. Examples: Raa Mushaddad with a fatha: رَّاءٌ . Raa Mushaddad with a dhammah: رَّاءٌ . Raa Mushaddad with a kasra: رَّاءٌ

Teach	20	Days in the	6 <sup>th</sup>	Month	Date	Teacher's signature	Parent's signature
-------	----	-------------	-----------------	-------	------	---------------------	--------------------

## Lesson 7

Qira'atul Qur'aan

## The first quarter of the first Juz

Rules to apply

### Rules of the word Allaah

- ① If there is a fatha or a dhammah before the Laam of the word Allaah, the Laam will be read with a full mouth, e.g. هُوَ اللهُ، رَسُوْلُ اللهِ
- ② If there is a kasrah before the Laam of the word Allaah, the Laam will be read with an empty mouth, e.g. اَلْحَمْدُ لِلّٰهِ

Teach	20	Days in the	7 <sup>th</sup>	Month	Date	Teacher's signature	Parent's signature
-------	----	-------------	-----------------	-------	------	---------------------	--------------------

## Lesson 8

Qira'atul Qur'aan

## The second quarter of the first Juz

Rules to apply

### Rules of Madd

- ① **Al-Maddul Muttasil** : When there is a Hamzah Haqeeqi after a letter of Madd within the very same word. The duration of this Madd is four Alifs. e.g. جَاءَ



# 1 - Qur'aan

[Qira'atul Qur'aan]



**Al-Maddul Munfasil :** When there is a Hamzah after a letter of Madd in the next word. The duration of this Madd is four Alifs. E.g. بِمَا أُنزِلَ

② **Al-Maddul Laazim :** When there is a Sukoon Laazim after a letter of Madd. The duration of this Madd is five Alifs. e.g. دَايَّةٌ، آئِنٌ

Teach 20 Days in the 8<sup>th</sup> Month

Date

Teacher's signature

Parent's signature

## Lesson 9

Qira'atul  
Qur'aan

The third quarter of the first Juz

Rules to  
apply

Revision of all rules

Teach 20 Days in the 9<sup>th</sup> Month

Date

Teacher's signature

Parent's signature

## Lesson 10

Qira'atul  
Qur'aan

The fourth quarter of the first Juz

Rules to  
apply


Revision of all rules

Teach 20 Days in the 10<sup>th</sup> Month

Date

Teacher's signature

Parent's signature



# 1 - Qur'aan

[Hifdhus Surah]



## Definition

**Hifdhus Surah** : To memorise any surah of the Qur'aan is called Hifdhus Surah.

## Words of Encouragement

**Hadeeth** : Nabi Muhammad ﷺ said, "It will be said to the person of the Qur'aan (Haafidh), Recite the Qur'aan and climb (the levels of Jannah) and recite steadily as you had been reciting in the world. Indeed, your level shall be where you recite the final verse."  
[Abu Daawood : 1464, Abdullaah Bin Amr رضى الله عنه]

**Hadeeth** : Nabi Muhammad ﷺ also said, "The heart without any portion of the Qur'aan is like a deserted house."  
[Tirmizi : 2913, Ibnu Abbaas رضى الله عنه]

One must therefore make an effort to memorise the Qur'aan. The least one can do is to memorise as much as is sufficient to perform salaah properly.

## Guidelines for the Teacher

The syllabus for this year includes revision of all the Surahs done in the previous years together with the six Surahs from Suratuz Zilzaal up to Suratul Humazah. Proper attention should be given to Tajweed when teaching the Surahs. The teacher should recite the Surah for a few days before asking the students to recite.

In this manner students will memorise them easily.



# 1 - Qur'aan

[Hifdhus Surah]



Hifdhus Surah

## Lesson 1 Revision of the previous years

Ta'awwudh

أَعُوذُ بِاللَّهِ مِنَ الشَّيْطَانِ الرَّجِيمِ

Tasmiya

بِسْمِ اللَّهِ الرَّحْمَنِ الرَّحِيمِ

Suratul Faatiha

بِسْمِ اللَّهِ الرَّحْمَنِ الرَّحِيمِ

سُورَةُ الْفَاتِحَةِ

الْحَمْدُ لِلَّهِ رَبِّ الْعَالَمِينَ ۝ الرَّحْمَنِ الرَّحِيمِ ۝ مَلِكِ يَوْمِ

الدِّينِ ۝ إِيَّاكَ نَعْبُدُ وَإِيَّاكَ نَسْتَعِينُ ۝ اهْدِنَا الصِّرَاطَ

الْمُسْتَقِيمَ ۝ صِرَاطَ الَّذِينَ أَنْعَمْتَ عَلَيْهِمْ ۝ غَيْرِ الْمَغْضُوبِ

عَلَيْهِمْ وَلَا الضَّالِّينَ ۝

Suratul Feel

بِسْمِ اللَّهِ الرَّحْمَنِ الرَّحِيمِ

سُورَةُ الْفِيلِ

الْمُتَرَكِّيفُ فَعَلَ رَبُّكَ بِأَصْحَابِ الْفِيلِ ۝ أَلَمْ يَجْعَلْ كَيْدَهُمْ

فِي تَضَلُّيلٍ ۝ وَأَرْسَلَ عَلَيْهِمْ طَيْرًا أَبَابِيلَ ۝ تَرْمِيهِمْ بِحِجَارَةٍ

مِّنْ سِجِّيلٍ ۝ فَجَعَلَهُمْ كَعَصْفٍ مَّا كُوِيَ ۝

Suratu Quraish


بِسْمِ اللَّهِ الرَّحْمَنِ الرَّحِيمِ

سُورَةُ قُرَيْشٍ

لِإِيلَافِ قُرَيْشٍ ۝ الْفِهِمْ رِحْلَةَ الشِّتَاءِ وَالصَّيْفِ ۝ فَلْيَعْبُدُوا رَبَّ

هَذَا الْبَيْتِ ۝ الَّذِي أَطْعَمَهُمْ مِّنْ جُوعٍ ۝ وَأَمَّنَّهُمْ مِّنْ خَوْفٍ ۝





# 1 - Qur'aan

[Hidhus Surah]



Suratul Maa'oon    بِسْمِ اللّٰهِ الرَّحْمٰنِ الرَّحِیْمِ    سُورَةُ الْمَاعُونِ

اَرَعَيْتَ الَّذِي يُكَذِّبُ بِالْاٰدِیْنِ ۙ فَاذْكُرْ الَّذِي اٰتٰكَ الْيَتِیْمَ ۙ

وَلَا یَحِضُّ عَلٰی طَعَامِ الْاِسْكِیْنِ ۙ فَوَيْلٌ لِلْمُصَلِّیْنَ ۙ الَّذِیْنَ هُمْ عَنْ

صَلٰتِهِمْ سَاهَوْنَ ۙ الَّذِیْنَ هُمْ یُرَآءُوْنَ ۙ وَیَسْتَعْجِلُوْنَ الْمَاعُوْنَ ۙ

Suratul Kauthar    بِسْمِ اللّٰهِ الرَّحْمٰنِ الرَّحِیْمِ    سُورَةُ الْكٰوْثَرِ

اِنَّا اَعْطٰیْنٰكَ الْكٰوْثَرَ ۙ فَصَلِّ لِرَبِّكَ وَاَنْحَرْ ۙ

اِنَّ شَأْنِیْكَ هُوَ الْاَبْتَرُ ۙ

Suratul Kaafiroon    بِسْمِ اللّٰهِ الرَّحْمٰنِ الرَّحِیْمِ    سُورَةُ الْكٰفِرُوْنَ

قُلْ یٰۤاَیُّهَا الْكٰفِرُوْنَ ۙ لَا اَعْبُدُ مَا تَعْبُدُوْنَ ۙ وَلَا اَنْتُمْ عٰبِدُوْنَ

مَا اَعْبُدُ ۙ وَلَا اَنَا عٰبِدُ مَا عٰبَدْتُمْ ۙ وَلَا اَنْتُمْ عٰبِدُوْنَ

مَا اَعْبُدُ ۙ لَكُمْ دِیْنُكُمْ وِلٰی دِیْنِ ۙ

Suratun Nasr    بِسْمِ اللّٰهِ الرَّحْمٰنِ الرَّحِیْمِ    سُورَةُ النَّصْرِ

اِذَا جَآءَ نَصْرُ اللّٰهِ وَالْفَتْحُ ۙ وَرَاٰیْتَ النَّاسَ یَدْخُلُوْنَ فِیْ دِیْنِ اللّٰهِ

اَفْوَاجًا ۙ فَسَبِّحْ بِحَمْدِ رَبِّكَ وَاسْتَغْفِرْهُ ۗ اِنَّهٗ كَانَ تَوَّابًا ۙ



# 1 - Qur'aan

[Hidhus Surah]



Hidhus Surah

Suratul Lahab

بِسْمِ اللّٰهِ الرَّحْمٰنِ الرَّحِیْمِ

سُوْرَةُ اللّٰهَبِ

تَبَّتْ يَدَا اَبِيْ لَهَبٍ وَتَبَّ ۗ مَا اَغْنٰی عَنْهُ مَالُهُٗ وَمَا كَسَبَ ۗ  
سَيَصْلٰی نَارًا ذَاتَ لَهَبٍ ۗ وَامْرَاَتُهُ ۗ حَمٰلَةَ الْحَطَبِ ۗ

فِيْ جِيدِهَا حَبْلٌ مِّنْ مَّسَدٍ ۗ

Suratul Ikhlaas

بِسْمِ اللّٰهِ الرَّحْمٰنِ الرَّحِیْمِ

سُوْرَةُ الْاِخْلَاصِ

قُلْ هُوَ اللّٰهُ اَحَدٌ ۗ اللّٰهُ الصَّمَدُ ۗ لَمْ يَلِدْهُ وَاَمْ يُولَدْ ۗ وَلَمْ يَكُنْ  
لَهُۥ كُفُوًا اَحَدٌ ۗ

Suratul Falaq

بِسْمِ اللّٰهِ الرَّحْمٰنِ الرَّحِیْمِ

سُوْرَةُ الْفَلَقِ

قُلْ اَعُوْذُ بِرَبِّ الْفَلَقِ ۗ مِنْ شَرِّ مَا خَلَقَ ۗ وَمِنْ شَرِّ غَاسِقٍ اِذَا  
وَقَبَ ۗ وَمِنْ شَرِّ النَّفّٰثٰتِ فِي الْعُقَدِ ۗ وَمِنْ شَرِّ حَاسِدٍ اِذَا حَسَدَ ۗ


Suratun Naas

بِسْمِ اللّٰهِ الرَّحْمٰنِ الرَّحِیْمِ

سُوْرَةُ النَّاسِ

قُلْ اَعُوْذُ بِرَبِّ النَّاسِ ۗ مَلِكِ النَّاسِ ۗ اِلٰهِ النَّاسِ ۗ مِنْ شَرِّ  
الْوَسْوَاسِ الْخَنَّاسِ ۗ الَّذِیْ یُوَسْوِسُ فِیْ صُدُوْرِ النَّاسِ ۗ  
مِنَ الْجِنَّةِ وَالنَّاسِ ۗ

Teach	40 Days in the	1 <sup>st</sup>	2 <sup>nd</sup>	Month	Date	Teacher's signature	Parent's signature
-------	----------------	-----------------	-----------------	-------	------	---------------------	--------------------



# 1 - Qur'aan

[Hidhus Surah]



Hidhus Surah

## Lessons of this year

### Lesson 2

### Suratuz Zilzaal

سُورَةُ الزَّلْزَالِ

بِسْمِ اللَّهِ الرَّحْمَنِ الرَّحِيمِ  
 إِذَا زُلْزِلَتِ الْأَرْضُ زِلْزَالَهَا ۖ وَأَخْرَجَتِ الْأَرْضُ أَثْقَالَهَا ۖ  
 وَقَالَ الْإِنْسَانُ مَا لَهَا ۚ يَوْمَئِذٍ تُحَدِّثُ أَخْبَارَهَا ۗ  
 يَا أَيُّهَا الَّذِينَ آمَنُوا أَوْحَىٰ إِلَيْكُمْ رَبُّكُم بِمَا كُنْتُمْ تَعْمَلُونَ ۗ  
 لِيُرَوَّا أَعْمَالَهُمْ ۖ فَمَنْ يَعْمَلْ مِثْقَالَ ذَرَّةٍ خَيْرًا يَرَهُ ۗ  
 وَمَنْ يَعْمَلْ مِثْقَالَ ذَرَّةٍ شَرًّا يَرَهُ ۗ

Teach	35 Days in the	3 <sup>rd</sup>	4 <sup>th</sup>	Month	Date	Teacher's signature	Parent's signature
-------	----------------	-----------------	-----------------	-------	------	---------------------	--------------------

### Lesson 3

### Suratul Aadiyaat

سُورَةُ الْعَادِيَاتِ

بِسْمِ اللَّهِ الرَّحْمَنِ الرَّحِيمِ  
 وَالْعَادِيَاتِ ضَبْحًا ۖ فَالْمُورِيَاتِ قَدْحًا ۖ فَالْمُغِيرَاتِ  
 صُبْحًا ۖ فَأَثَرُنَ بِهِ نَقْعًا ۖ فَوَسْطَنَ بِهِ جَنَعًا ۖ  
 إِنَّ الْإِنْسَانَ لِرَبِّهِ لَكَنُودٌ ۖ وَإِنَّهُ عَلَىٰ ذَٰلِكَ لَشَهِيدٌ ۖ  
 وَإِنَّهُ لِحُبِّ الْخَيْرِ لَشَدِيدٌ ۗ أَفَلَا يَعْلَمُ إِذَا بُعْثِرَ مَا  
 فِي الْقُبُورِ ۖ وَحُصِّلَ مَا فِي الصُّدُورِ ۖ إِنَّ رَبَّهُم بِهِمْ





# 1 - Qur'aan

[Hidhus Surah]



## يَوْمِذٍ لَّخَبِيرٌ ﴿١١﴾

Teach	40 Days in the	4 <sup>th</sup>	5 <sup>th</sup>	6 <sup>th</sup>	Month	Date	Teacher's signature	Parent's signature
-------	----------------	-----------------	-----------------	-----------------	-------	------	---------------------	--------------------

Hidhus Surah

### Lesson 4

### Suratul Qaari'ah

### سُورَةُ الْقَارِعَةِ

بِسْمِ اللّٰهِ الرَّحْمٰنِ الرَّحِیْمِ ﴿١﴾  
 الْقَارِعَةُ ﴿٢﴾ مَا الْقَارِعَةُ ﴿٣﴾ وَمَا أَذْرٰكَ مَا الْقَارِعَةُ ﴿٤﴾ يَوْمَ  
 يَكُونُ النَّاسُ كَالْفَرَاشِ الْمَبْثُوثِ ﴿٥﴾ وَتَكُونُ الْجِبَالُ  
 كَالْعِهْنِ الْمَنْفُوشِ ﴿٦﴾ فَأَمَّا مَنْ ثَقَلَتْ مَوَازِينُهُ ﴿٧﴾ فَهُوَ  
 فِي عِيشَةٍ رَّاضِيَةٍ ﴿٨﴾ وَأَمَّا مَنْ خَفَّتْ مَوَازِينُهُ ﴿٩﴾ فَأُمَّهُ  
 هَاوِيَةٌ ﴿١٠﴾ وَمَا أَذْرٰكَ مَا هِيَ ﴿١١﴾ نَارٌ حَامِيَةٌ ﴿١٢﴾


Teach	30 Days in the	6 <sup>th</sup>	7 <sup>th</sup>	8 <sup>th</sup>	Month	Date	Teacher's signature	Parent's signature
-------	----------------	-----------------	-----------------	-----------------	-------	------	---------------------	--------------------

### Lesson 5

### Suratul Takaathur

### سُورَةُ التَّكْوِيْنِ

بِسْمِ اللّٰهِ الرَّحْمٰنِ الرَّحِیْمِ ﴿١﴾  
 اَلْهٰكُمُ التَّكْوِيْنُ ﴿٢﴾ حَتّٰی زُرْتُمُ الْبَقَايِرَ ﴿٣﴾ كَلَّا سَوْفَ  
 تَعْلَمُوْنَ ﴿٤﴾ ثُمَّ كَلَّا سَوْفَ تَعْلَمُوْنَ ﴿٥﴾ كَلَّا لَوْ تَعْلَمُوْنَ  
 عِلْمَ الْبٰیْقِيْنَ ﴿٦﴾ لَتَرَوُنَّ الْجَحِيْمَ ﴿٧﴾ ثُمَّ لَتَرَوُنَّهَا



# 1 - Qur'aan

[Hifdhus Surah]



Hifdhus Surah

عَيْنَ الْيَقِينِ ۝ ثُمَّ لَتَسْأَلَنَّ يَوْمَئِذٍ عَنِ النَّعِيمِ ۝

Teach 20 Days in the 8<sup>th</sup> 9<sup>th</sup> Month

Date

Teacher's signature

Parent's signature

## Lesson 6

### Suratul Asr

سُورَةُ الْعَصْرِ

بِسْمِ اللَّهِ الرَّحْمَنِ الرَّحِيمِ ۝  
وَالْعَصْرِ ۝ إِنَّ الْإِنْسَانَ لَفِي خُسْرٍ ۝ إِلَّا الَّذِينَ آمَنُوا  
وَعَمِلُوا الصَّالِحَاتِ وَتَوَاصَوْا بِالْحَقِّ ۝ وَتَوَاصَوْا بِالصَّبْرِ ۝

Teach 9 Days in the 10<sup>th</sup> Month

## Lesson 7

### Suratul Humazah

سُورَةُ الْهُمَزَةِ

بِسْمِ اللَّهِ الرَّحْمَنِ الرَّحِيمِ ۝  
وَيْلٌ لِّكُلِّ هُمَزَةٍ لُّمَزَةٍ ۝ الَّذِي جَمَعَ مَالًا وَعَدَّدَهُ ۝  
يَحْسَبُ أَنَّ مَالَهُ أَخْلَدَهُ ۝ كَلَّا لَيُنْبَذَنَّ فِي الْحُطَمَةِ ۝  
وَمَا أَدْرَاكَ مَا الْحُطَمَةُ ۝ نَارُ اللَّهِ الْمَوْقَدَةُ ۝ الَّتِي تَطَّلِعُ  
عَلَى الْأَفْعِدَّةِ ۝ إِنَّهَا عَلَيْهِمْ مُّوَصَّدَةٌ ۝ فِي عَمَدٍ مُّمَدَّدَةٍ ۝

Teach 25 Days in the 9<sup>th</sup> 10<sup>th</sup> Month

Date

Teacher's signature

Parent's signature



## 2 - Hadeeth

[Du'aa and Sunnah]



### Definitions

**Du'aa and Sunnah :** Asking from Allaah Ta'aala is called du'aa and the ways of Nabi Muhammad ﷺ is called Sunnah.

### Words of Encouragement

**Hadeeth :** Nabi Muhammad ﷺ said, "One who revives my Sunnah loves me and he who loves me **will** be with **me** in Jannah."

[Tirmizi : 2678, Anas Bin Maalik رضي الله عنه]

Allaah Ta'aala **accepts** only those **actions** that are done according to the sunnah of Nabi Muhammad ﷺ. It is therefore necessary for every follower of Nabi Muhammad ﷺ to learn the **du'aas** and sunnah ways of our Nabi ﷺ **and practice accordingly**.

A person **will** not only gain **rewards** and success **in the** hereafter by practising on these **du'aas** and **Sunnah** ways but **will** also receive honour, peace, **safety** and be safeguarded **against** calamities in this world.

### Guidelines for the Teacher

The du'aas for **entering** and leaving the Masjid, the du'aa for eating at someone's house, the Sunnah ways of sleeping and waking up, the du'aas for the morning and evening, four specific du'aas for various occasions are included in this year's syllabus.

These du'aas and Sunnah ways should be taught collectively. It is preferable for the students to learn the meanings of these du'aas, but too much emphasis should not be made to memorise them.

The du'aas and Sunnah ways learnt during the previous years also need to be revised during the days of revision. Emphases should be made that students practice on these du'aas and Sunnah ways. The teacher should therefore encourage them to do this with love and affection and also monitor them. He may also motivate and instruct his students to teach these to their family and friends.



## 2 - Hadeeth

[Du'aa and Sunnah]



### Lesson 1 Revision of the previous years

#### Du'aa before eating

[Tirmizi : 1858, Aayesha رضي الله عنها]

بِسْمِ اللَّهِ

Translation : I begin eating in the name of Allaah.

*If one forgets the du'aa before eating, recite the following du'aa*

بِسْمِ اللَّهِ أَوَّلَهُ وَآخِرَهُ

[Abu Daawood : 3767, Aayesha رضي الله عنها]

Translation : I eat in the name of Allaah at the beginning and at the end.

#### Du'aa after eating

الْحَمْدُ لِلَّهِ الَّذِي أَطْعَمَنَا وَسَقَانَا وَجَعَلَنَا مُسْلِمِينَ

[Tirmizi : 3457, Abu Saeed رضي الله عنه]

Translation : All praise is for Allaah, Who has made us eat, drink and has made us Muslims.

#### The sunnah way of eating

- ① To spread out a cloth on the floor. [Bukhaari : 5415, Anas رضي الله عنه]
- ② To wash both hands up to the wrists. [Tirmizi : 1846, Salmaan رضي الله عنه]
- ③ To say the du'aa before eating. [Tirmizi : 1858, Aayesha رضي الله عنها]
- ④ To sit either with one or both legs folded beneath. [Ibnu Maaja : 3263, Abdullaah Bin Umar رضي الله عنهما, Fathul Beari : 9/542]
- ⑤ To eat with the right hand. [Bukhaari : 5376, Umar Bin Abu Salmah رضي الله عنهما]
- ⑥ To eat the food right in front of you. [Bukhaari : 5376, Umar Bin Abu Salmah رضي الله عنهما]
- ⑦ To eat with three fingers. [Muslim : 5417, Ka'ab Bin Maalik رضي الله عنه]



## 2 - Hadeeth

[Du'aa and Sunnah]



- ⑧ To pick up and eat any food that falls down. [Muslim : 5421, Jaabir رضي الله عنه]
- ⑨ To clean the plate and lick the fingers. [Muslim : 5420, Jaabir رضي الله عنه]
- ⑩ Not to lean while eating. [Tirmizi : 1830, Abu Juhaifah رضي الله عنه]
- ⑪ Not to find any fault in the food. [Bukhaari : 5409, Abu Hurairah رضي الله عنه]
- ⑫ Not to eat food that is too hot. [Mustadrak : 7125, Jaabir رضي الله عنه]
- ⑬ To say the du'aa after eating. [Tirmizi : 3457, Abu Saeed رضي الله عنه]
- ⑭ To wash the hands and rinse the **mouth** after eating. [Tirmizi : 1846, Salmaan رضي الله عنه, Bukhaari: 5454, Suwaid رضي الله عنه]

### *Du'aa after drinking water*

الْحَمْدُ لِلَّهِ الَّذِي سَقَانَا عَذْبًا فُرَاتًا بِرَحْمَتِهِ وَلَمْ يَجْعَلْهُ  
مِلْحًا أَجَاجًا يَذُنُونَا

[Kanzul Umaal : 18226, Abu Ja'afar رضي الله عنه]

**Translation :** All praise is for Allaah Ta'aala who has given us fresh sweet water to drink by his mercy and **did not make** it salty and bitter due to our sins.

### *The sunnah way of drinking water*

- ① To drink with the right hand. [Muslim : 5384, Ibnu Umar رضي الله عنهما]
- ② To sit and drink. [Tirmizi : 1879, Anas رضي الله عنه]
- ③ To look into the water before drinking. [Abu Dawood : 3719, Ibnu Abbaas رضي الله عنهما ; Bazlul Majhood : 11/450 Meem]
- ④ To say “بِسْمِ اللَّهِ” before drinking. [Tirmizi : 1885, Ibnu Abbaas رضي الله عنهما]
- ⑤ To drink in three breaths. [Muslim : 5405, Anas رضي الله عنه]
- ⑥ To say “الْحَمْدُ لِلَّهِ” after drinking. [Tirmizi : 1885, Ibnu Abbaas رضي الله عنهما]





## 2 - Hadeeth

[Du'aa and Sunnah]



### *Du'aa for drinking milk*

اللَّهُمَّ بَارِكْ لَنَا فِيهِ وَزِدْنَا مِنْهُ

[Tirmizi : 3455, Ibnu Abbaas رضي الله عنه]

**Translation :** O Allaah ! Bless us in this milk and increase it for us.

### *Du'aa before sleeping*

اللَّهُمَّ بِاسْمِكَ أَمُوتُ وَأَحْيَا

[Bukhaari : 6314, Huzaifah رضي الله عنه]

**Translation :** O Allaah! In Your name do I die and live.

### *Du'aa after waking up*

الْحَمْدُ لِلَّهِ الَّذِي أَحْيَانَا بَعْدَ مَا أَمَاتَنَا وَإِلَيْهِ النُّشُورُ

[Bukhaari : 6314, Huzaifah رضي الله عنه]

**Translation :** All praise is for Allaah Ta'aala who gave us life after giving us death and we will be raised before Him.

### *Du'aa before entering the toilet*

بِسْمِ اللَّهِ، اللَّهُمَّ إِنِّي أَعُوذُ بِكَ مِنَ الْخُبُثِ وَالْخُبَائِثِ

[Mu'ajam-ul-Ausat : 2803, Anas رضي الله عنه]

**Translation :** I enter in the name of Allaah Ta'aala, O Allaah! I seek Your protection from the evil male and female jinn.

### *Du'aa after coming out of the toilet*

عَفْرَانِكَ، الْحَمْدُ لِلَّهِ الَّذِي أَذْهَبَ عَنِّي الْأَذَى وَعَافَانِي

[Ibnu Maaja : 300, Aayesha رضي الله عنها, 301, Anas رضي الله عنه]

**Translation :** O Allaah! I seek Your forgiveness. All praise is for Allaah Ta'aala who has removed harm from me and has given me ease and comfort.





## 2 - Hadeeth

[Du'aa and Sunnah]



### *The sunnah way of using the toilet*

- ① To cover the head. [Sunan-ul-Kubra Baihaqi : 465, Habeeb Bin Saaleh رضي الله عنه]
- ② To enter wearing shoes or slippers. [Sunan-ul-Kubra Baihaqi : 465, Habeeb Bin Saaleh رضي الله عنه]
- ③ To recite the du'aa before entering. [Bukhaari : 6322, Anas رضي الله عنه]
- ④ To enter with the left foot. [Bukhaari : 426, Aayesha رضي الله عنها, Fathul Baari : 16/425]
- ⑤ Not to sit with the face or back towards the Qiblah. [Abu Daawood : 8, Abu Hurairah رضي الله عنه]
- ⑥ Not to talk. [Abu Daawood : 15, Abu Saeed Alkhudri رضي الله عنه]
- ⑦ Not to pass water while standing. [Ibnu Maaja : 309, Jaabir رضي الله عنه]
- ⑧ To wash with the left hand. [Bukhaari : 154, Abu Qataadah رضي الله عنه]
- ⑨ To wash the hands thoroughly with soil or soap after using the toilet. [Abu Daawood : 45, Abu Hurairah رضي الله عنه]
- ⑩ To come out with the right foot. [Bukhaari : 426, Aayesha رضي الله عنها]
- ⑪ To recite the du'aa after coming out. [Ibnu Maaja : 300, Aayesha رضي الله عنها, 301, Anas رضي الله عنه]

### *Du'aa before wudhu*

[Nasai : 78, Anas رضي الله عنه]

بِسْمِ اللَّهِ

Translation : In the name of Allaah

### *Du'aa while performing wudhu*

اللَّهُمَّ اغْفِرْ لِي ذُنُوبِي وَوَسِّعْ لِي فِي دَارِي وَبَارِكْ لِي فِي رِزْقِي

[Sunan-ul-Kubra Nasai : 9908, Abu Moosa رضي الله عنه]

Translation : O Allaah! Forgive my sins, make my house spacious for me and bless me in my livelihood.



## 2 - Hadeeth

[Du'aa and Sunnah]



### *Du'aa after wudhu*

أَشْهَدُ أَنْ لَا إِلَهَ إِلَّا اللَّهُ وَحْدَهُ لَا شَرِيكَ لَهُ وَأَشْهَدُ أَنَّ

مُحَمَّدًا عَبْدُهُ وَرَسُولُهُ، اللَّهُمَّ اجْعَلْنِي مِنَ التَّوَّابِينَ

وَاجْعَلْنِي مِنَ الْمُتَطَهِّرِينَ

[Tirmizi : 55, Umar رضي الله عنه]

**Translation :** I bear witness that there is none worthy of worship but Allaah, who is Alone and has no partner and I bear witness that Muhammad ﷺ is the servant and messenger of Allaah. O Allaah! Make me from those who repent and from those who keep themselves clean.

### *Specific Du'aas for various occasions*

**On meeting a Muslim greet him by saying:**

السَّلَامُ عَلَيْكُمْ وَرَحْمَةُ اللَّهِ وَبَرَكَاتُهُ

[Tirmizi : 2689, Imran Bin Husain رضي الله عنه]

**Translation :** May Allaah's peace, mercy and blessings be upon you.

**If a Muslim bids salaam reply by saying:**

وَعَلَيْكُمْ السَّلَامُ وَرَحْمَةُ اللَّهِ وَبَرَكَاتُهُ

[Musnadu Ahmad : 12612, Anas رضي الله عنه]

**Translation :** May Allaah's peace, mercy and blessings be upon you too.

**When starting something good, say:**

بِسْمِ اللَّهِ الرَّحْمَنِ الرَّحِيمِ

[Al Azkaar : 1/156, Abu Hurairah رضي الله عنه]

**Translation :** I begin with the name of Allaah the most beneficent the most merciful.



## 2 - Hadeeth

[Du'aa and Sunnah]



**When asked how one is or when receiving a bounty, say:**

[Ibnu Maaja : 3805, Anas رضي الله عنه]

الْحَمْدُ لِلَّهِ

**Translation :** All praise is for Allaah.

**When someone gives something or shows kindness, say:**

[Tirmizi : 2035, Usama Bin Zaid رضي الله عنه]

جَزَاكَ اللهُ خَيْرًا

**Translation :** May Allaah reward you well.

**When going up, say:**

[Bukhaari : 2993, Jaabir رضي الله عنه]

اللَّهُ أَكْبَرُ

**Translation :** Allaah is the Greatest.

**When going down, say:**

[Bukhaari : 2993, Jaabir رضي الله عنه]

سُبْحَانَ اللهِ

**Translation :** Glory be to Allaah.

**On sneezing, say:**

[Bukhaari : 6224, Abu Hurairah رضي الله عنه]

الْحَمْدُ لِلَّهِ

**Translation :** All praise is for Allaah.

**Reply to the one who sneezed by saying:**

[Bukhaari : 6224, Abu Hurairah رضي الله عنه]

يَرْحَمُكَ اللهُ

**Translation :** May Allaah shower His mercy on you.

**When intending to do something, say:**

[Suratul Kahaf:24]

إِنْ شَاءَ اللهُ

**Translation :** If Allaah wills.

Teach **20** Days in the **1<sup>st</sup>** Month

Date

Teacher's signature

Parent's signature



## 2 - Hadeeth

[Du'aa and Sunnah]



### Lesson 2 *Lessons of this year* *Du'aa for entering the masjid*

اللَّهُمَّ افْتَحْ لِي أَبْوَابَ رَحْمَتِكَ

[Muslim : 1685, Abu Humaid رضي الله عنه]

**Translation :** O Allaah! Open the doors of your mercy for me.



Teach **7** Days in the **2<sup>nd</sup>** Month

### Lesson 3 *The Sunnah way of entering the Masjid*

① To remove the left shoe first then the right one.

[Bukhaari : 5856, Abu Hurairah رضي الله عنه]

② To enter the masjid with the right foot. [Bukhaari : 426, Aayesha رضي الله عنها]

③ To say "بِسْمِ اللَّهِ". [Ibnu Maaja : 771, Faatima رضي الله عنها]

④ To recite "الصَّلَاةُ وَالسَّلَامُ عَلَى رَسُولِ اللَّهِ" [Tirmizi : 314, Faatima رضي الله عنها]

⑤ To recite the Du'aa for entering the masjid :

"اللَّهُمَّ افْتَحْ لِي أَبْوَابَ رَحْمَتِكَ"

[Muslim : 1685, Abu Humaid رضي الله عنه]

⑥ To make the intention of I'tikaaf.

[Al Azkaar : 1/55]

Teach **10** Days in the **2<sup>nd</sup>** Month



## 2 - Hadeeth

[Du'aa and Sunnah]



### Lesson 4 *The du'aa for leaving the masjid*



اللَّهُمَّ إِنِّي أَسْأَلُكَ مِنْ فَضْلِكَ

[Muslim : 1685, Abu Humaid رضي الله عنه]

Translation : O Allaah! I beg You for Your grace.

Teach	7	Days in the	2 <sup>nd</sup>	Month	Date	Teacher's signature	Parent's signature
-------	---	-------------	-----------------	-------	------	---------------------	--------------------

### Lesson 5 *The sunnah way of leaving the masjid*

① To leave the masjid with the left foot. [Bukhaari : 426, Aayesha رضي الله عنها]

② To say "بِسْمِ اللَّهِ". [Ibnu Maaja : 771, Faatima رضي الله عنها]

③ To recite "الصَّلَاةُ وَالسَّلَامُ عَلَى رَسُولِ اللَّهِ" [Tirmizi : 314, Faatima رضي الله عنها]

④ To recite the Du'aa for leaving the masjid

اللَّهُمَّ إِنِّي أَسْأَلُكَ مِنْ فَضْلِكَ

[Muslim : 1685, Abu Humaid رضي الله عنه]

⑤ To wear the right shoe first then the left one.

[Bukhaari : 5856, Abu Hurairah رضي الله عنه]

Teach	6	Days in the	3 <sup>rd</sup>	Month
-------	---	-------------	-----------------	-------





## 2 - Hadeeth

[Du'aa and Sunnah]



### Lesson 6 *The du'aa after eating at someone's place*

اللَّهُمَّ أَطْعِمْ مَنْ أَطْعَمَنِي وَاسْقِ مَنْ سَقَانِي

[Muslim : 5483, Miqdaad رَضِيَ اللَّهُ عَنْهُ]

**Translation :** O Allaah! Give food to him who fed me and give a drink to him who gave me to drink.

Teach **7** Days in the **3<sup>rd</sup>** Month

### Lesson 7 *The sunnah way of sleeping*

① To sleep quickly after Isha without talking about worldly affairs.

[Bukhaari : 599, Abu Barzahn رَضِيَ اللَّهُ عَنْهُ]

② To change the clothes before sleeping.

[Subulul Huda Warrashaad : 7/359, Ibnu Abbaas رَضِيَ اللَّهُ عَنْهُ]

③ To sleep with wudhu.

[Bukhaari : 6311, Bara Bin 'Aazib رَضِيَ اللَّهُ عَنْهُ]

④ To dust the bed thrice before sleeping.

[Bukhaari : 7393, Abu Hurairah رَضِيَ اللَّهُ عَنْهُ]

⑤ To apply antimony (surma-kohl) thrice.

[Tirmizi :2048, Ibnu Abbaas رَضِيَ اللَّهُ عَنْهُ]

⑥ To recite “أَسْتَغْفِرُ اللَّهَ الْعَظِيمَ الَّذِي لَا إِلَهَ إِلَّا هُوَ الْحَيُّ الْقَيُّومُ وَأَتُوبُ إِلَيْهِ” thrice.

[Tirmizi : 3397, Abu Saeed رَضِيَ اللَّهُ عَنْهُ]

⑦ To say اللهُ أَكْبَرُ 34 times, اللهُ أَكْبَرُ 33 times and سُبْحَانَ اللهِ 33 times.

[Bukhaari : 5361, Ali رَضِيَ اللَّهُ عَنْهُ]

⑧ To recite Suratul Ikhlāas, Suratul Falaq and Suratun Naas.

[Bukhaari : 5017, Aayesha رَضِيَ اللَّهُ عَنْهَا]





## 2 - Hadeeth

[Du'aa and Sunnah]



- ⑨ To lie down on the right side facing the qiblah with the right hand beneath the cheek.

[Bukhaari : 6315, Bara Bin Aazib رضي الله عنه, Musnadu Abi Ya'ala : 4774, Aayesha رضي الله عنها]

- ⑩ Not to sleep on the stomach. [Tirmizi : 2768, Abu Hurairah رضي الله عنه]

- ⑪ To recite the du'aa before sleeping. “اللَّهُمَّ بِأَسْمِكَ أَمُوتُ وَأَحْيَا”

[Bukhaari : 6314, Huzaifa رضي الله عنه]

Teach	15 Days in the	3 <sup>rd</sup>	4 <sup>th</sup> Month	Date	Teacher's signature	Parent's signature
-------	----------------	-----------------	-----------------------	------	---------------------	--------------------

Du'aa and Sunnah

### Lesson 8 *The sunnah way of waking up*

- ① To rub the eyes and face with both hands when waking up.

[Bukhaari : 183, Ibnu Abbaas رضي الله عنهما]

- ② To recite the du'aa for waking up.

“الْحَمْدُ لِلَّهِ الَّذِي أَحْيَانَا بَعْدَ مَا أَمَاتَنَا وَإِلَيْهِ النُّشُورُ”

[Bukhaari : 6314, Huzaifa رضي الله عنه]

- ③ To clean the teeth with a miswaak. [Bukhaari : 245, Huzaifa رضي الله عنه]

Teach 3 Days in the 4<sup>th</sup> Month

### Lesson 9 *Du'aa for the Morning*

أَصْبَحْنَا وَأَصْبَحَ الْمَلِكُ لِلَّهِ رَبِّ الْعَالَمِينَ

[Abu Daawood : 5084, Abu Maalik رضي الله عنه]



**Translation :** We and the whole world have reached this morning for Allaah Ta'ala who is the Sustainer of the worlds.

Teach	5 Days in the	4 <sup>th</sup> Month	Date	Teacher's signature	Parent's signature
-------	---------------	-----------------------	------	---------------------	--------------------



## 2 - Hadeeth

[Du'aa and Sunnah]



### Lesson 10

### Du'aa for the evening



أَمْسَيْنَا وَأَمْسَى الْمَلِكُ لِلَّهِ  
رَبِّ الْعَالَمِينَ

[Abu Daawood : 5084, Abu Maalik رضي الله عنه]

**Translation :** We and the whole world have reached this evening for Allaah Ta'aala who is the Sustainer of the worlds.

Teach **3** Days In the **5<sup>th</sup>** Month

### Lesson 11

### Specific Du'aas for various occasions

**When finding something to be good, say:**

[Suratul Kahaf : 39]

مَا شَاءَ اللَّهُ

**Translation :** Whatever Allaah wills.

**When surprised, say:**

اللَّهُ أَكْبَرُ، سُبْحَانَ اللَّهِ

[Bukhaari : 6218, Umme Salma رضي الله عنها]

**Translation :** Allaah is the Greatest. Glory be to Allaah.

**When hearing about a death or when losing something or in difficulty, say:**

[Suratul Baqarah : 156]

إِنَّا لِلَّهِ وَإِنَّا إِلَيْهِ رُجْعُونَ

**Translation :** To Allaah we belong and to Him shall we return.

**When angry, say:**

أَعُوذُ بِاللَّهِ مِنَ الشَّيْطَانِ الرَّجِيمِ

[Tirmizi : 3452, Mu'aaz رضي الله عنه]

**Translation :** I seek Allaah's protection from the accursed shaytaan.

Teach **17** Days in the **5<sup>th</sup>** Month

Date

Teacher's signature

Parent's signature



## 2 - Hadeeth

[Hifdhul Hadeeth]



### *Definition*

**Hifdhul Hadeeth** : Whatever Nabi Muhammad ﷺ said or did is known as "Hadeeth" and memorizing the hadeeth is called "Hifdhul- Hadeeth".

### *Words of Encouragement*

**Hadeeth** : Nabi Muhammad ﷺ said, “The person who learns forty Ahadeeth to benefit the Ummah will be told on the Day of Judgement to enter Jannah from whichever door he pleases.”

[Kanzul Ummal : 29186, Abu Masood رضى الله عنه]

There are tremendous rewards for learning, memorising and practising upon the Sunnah actions of Nabi Muhammad ﷺ. This pleases Allaah and He grants the person the ability to practise upon the whole of Deen. Memorising the Ahadeeth also enlightens one's life.

### *Guidelines for the Teacher*

Ten Ahadeeth with their translations have been given included in this years syllabus, which cover the five broad categories of the Deen, viz. Imaaniyaat, Ibaadaat, Mu'aamlaat, Mu'aasharaat and Akhlaaqiyaat. Together with this, the Ahadeeth learnt last year have also been given for revision.

These Ahadeeth are to be taught collectively with the category of Deen they fall under and their translations. For example: “Hadeeth 11: on Imaaniyaat إِذَا سَأَلْتَ فَاسْأَلِ اللَّهَ Translation: When you need to ask for something, ask from Allaah” Students must also be encouraged to practise upon these Ahadeeth.

## 2 - Hadeeth

[Hifdhul Hadeeth]



### Lesson 1 *Revision of the previous years*

#### Hadeeth No. ① on Imaaniyaat

الدِّينُ يُسْرٌ

[Sho'ab-ul-Imaan : 3881, Abu Hurairah رضي الله عنه]

**Translation :** Deen is easy.

#### Hadeeth No. ② on Ibaadaat

مِفْتَاحُ الْجَنَّةِ الصَّلَاةُ

[Tirmizi : 4, Jaabir رضي الله عنه]

**Translation :** Salaah is the key to Jannah.

#### Hadeeth No. ③ on Mu'aamlaat

مَنْ غَشَّ فَلَيْسَ مِنَّا

[Tirmizi : 1315, Abu Hurairah رضي الله عنه]

**Translation :** He who cheats is not one of us (Muslims).

#### Hadeeth No. ④ on Mu'aasharah

السَّلَامُ قَبْلَ الْكَلَامِ

[Tirmizi : 2699, Jaabir رضي الله عنه]

**Translation :** Make salaam before talking.

#### Hadeeth No. ⑤ on Akhlaaqiyaat

عَلَيْكُمْ بِالصِّدْقِ

[Muslim : 6805, Abdullaah Bin Masood رضي الله عنه]

**Translation :** Always speak the truth.



## 2 - Hadeeth

[Hifdhul Hadeeth]



### Hadeeth No. (6) on Imaaniyaat

[Bukhaari : 1, Umar رضي الله عنه] **إِنَّمَا الْأَعْمَالُ بِالنِّيَّاتِ**

**Translation :** Verily, actions are judged according to their intentions.

### Hadeeth No. (7) on Ibaadaat

**الطُّهُورُ شَطْرُ الْإِيمَانِ**

[Muslim : 556, Abu Maalik Al Ash'ari رضي الله عنه]

**Translation :** Cleanliness is half of Imaan.

### Hadeeth No. (8) on Mu'aamlaat

**مَنْ انْتَهَبَ نُهْبَةً فَلَيْسَ مِنَّا**

[Ibnu Maaja : 3937, Imraan Bin Husain رضي الله عنه]

**Translation :** Whoever wrongly snatches anything is not from us (Muslims).

### Hadeeth No. (9) on Mu'aasharah

**الْجَنَّةُ تَحْتَ أَقْدَامِ الْأُمَّهَاتِ**

[Kanzul Ummal : 45439, Anas رضي الله عنه]

**Translation :** Jannah lies beneath the feet of mothers.

### Hadeeth No. (10) on Akhlaaqiyaat

**اجْتَنِبُوا الْغَضَبَ**

[Kanzul Ummal : 7711, Rajulim Minas Sahaaba رضي الله عنه]

**Translation :** Avoid anger.

Teach **10** Days in the **6<sup>th</sup>** Month



## 2 - Hadeeth

[Hifdhul Hadeeth]



*New Lessons of this year*

### Lesson 2 Hadeeth No. 11 on Imaaniyaat

إِذَا سَأَلْتَ فَاسْئَلِ اللَّهَ

[Tirmizi : 2516, Ibnu Abbaas رَضِيَ اللَّهُ عَنْهُمَا]

**Translation :** "When you need to ask, ask from Allaah."

Teach 8 Days in the 6<sup>th</sup> Month

Hifdhul Hadeeth

### Lesson 3 Hadeeth No. 12 on Ibaadaat

أَفْضَلُ الْأَعْمَالِ عِنْدَ اللَّهِ الصَّلَاةُ فِي أَوَّلِ وَقْتِهَا

[Daru Qutni : 1/247, Umme Frwa رَضِيَ اللَّهُ عَنْهَا]

**Translation :** "The best of deeds in the sight Allaah is to perform salaah at its earliest time."

Teach 10 Days in the 6<sup>th</sup> 7<sup>th</sup> Month

Date

Teacher's  
signature

Parent's  
signature

### Lesson 4 Hadeeth No. 13 on Mu'aamlaat

طُوبَى لِمَنْ كَسَبَهُ

[Mu'ajam-ul-Kabeer : 4616, Rakb Misri رَضِيَ اللَّهُ عَنْهُ]

**Translation :** "Goodness is for he whose earning is halaal."

Teach 8 Days in the 7<sup>th</sup> Month





## 2 - Hadeeth

[Hifdhul Hadeeth]



### Lesson 5 Hadeeth No. 14 on Mu'aasharah

إِذَا دَخَلْتُمْ بَيْتًا فَسَلِّمُوا عَلَىٰ أَهْلِهِ

[Sho'abul Imaan : 8845, Qataadah رَضِيَ اللهُ عَنْهُ]

**Translation :** "When you enter a house greet its people with Salaam."

Teach	10	Days	in the	7 <sup>th</sup>	8 <sup>th</sup>	Month	Date	Teacher's signature	Parent's signature
-------	----	------	--------	-----------------	-----------------	-------	------	------------------------	-----------------------

Hifdhul Hadeeth

### Lesson 6 Hadeeth No. 15 on Akhlaaqiyaat

لَا يَدْخُلُ الْجَنَّةَ نَبَأٌ

[Muslim : 303, Huzaifa رَضِيَ اللهُ عَنْهُ]

**Translation :** "The telltale will not enter Jannah."

Teach 8 Days in the 8<sup>th</sup> Month

### Lesson 7 Hadeeth No. 16 on Imaaniyaat

أَحْسَنُ الْكَلَامِ كَلَامُ اللَّهِ

[Nasai : 1311, Jaabir رَضِيَ اللهُ عَنْهُ]

**Translation :** "The best speech is the word of Allaah"

Teach	8	Days	in the	8 <sup>th</sup>	9 <sup>th</sup>	Month	Date	Teacher's signature	Parent's signature
-------	---	------	--------	-----------------	-----------------	-------	------	------------------------	-----------------------

## 2 - Hadeeth

[Hifdhul Hadeeth]



### Lesson 8 Hadeeth No. (17) on Ibaadaat

الدُّعَاءُ سِلَاحُ الْمُؤْمِنِ

[Musnadu Abi Ya'ala : 1812, Jaabir رضي الله عنه]

**Translation :** “Du’aa is a weapon of a believer”

Teach  Days in the  Month

### Lesson 9 Hadeeth No. (18) on Mu’aamlaat

مَنْ ادَّعَى مَا لَيْسَ لَهُ فَلَيْسَ مِنَّا

[Muslim : 226, Abu Zar رضي الله عنه]

**Translation :** “The one who claims to that which is not his is not from us (Muslims).”

Teach  Days in the  Month

Date

Teacher's signature

Parent's signature

### Lesson 10 Hadeeth No. (19) on Mu’aasharah

رَضِيَ الرَّبُّ فِي رِضَى الْوَالِدِ

[Tirmizi : 1899, Abdullah Bin 'Amr رضي الله عنه]

**Translation :** “The pleasure of Allaah lies in pleasing the father.”

Teach  Days in the  Month

### Lesson 11 Hadeeth No. (20) on Akhlaaqiyaat

إِنَّ اللَّهَ رَفِيقٌ يُحِبُّ الرَّفْقَ

[Bukhaari : 6927, Aayesha رضي الله عنها]

**Translation :** “Verily Allaah is gentle and loves gentleness.”

Teach  Days in the  Month

Date

Teacher's signature

Parent's signature

### 3 - Aqaa'id and Masaa'il

[Aqaa'id (Beliefs)]



#### Definition

**Aqaa'id :** Those aspects of Deen that a man strongly believes from the heart are called Aqaa'id.

#### Words of Encouragement

**Hadeeth :** Nabi Muhammad ﷺ said that no servant can be a true believer unless he believes in four things: ① He bears witness that there is none worthy of worship but Allaah and that I (Muhammad) is the Messenger of Allaah, who has sent me with the truth. ② He believes in death. ③ He believes in life after death. ④ He believes in Taqdeer.

[Tirmizi : 2145, Ali ؓ]

**Hadeeth :** Nabi Muhammad ﷺ said, "Imaan means believing in Allaah, His angels, His Books, His Messengers, the Day of judgement and that all good and bad is from Allaah.

[Muslim : 102, Umar ؓ]

The Aqaa'id and beliefs of a Muslim form the foundation of the Deen of a Muslim. The more firm and correct a person's beliefs are the more firm and correct his actions will be. On the other hand, if his beliefs are weak, his actions will also be weak. It is therefore necessary for every Muslim to make an effort to correct his beliefs and strengthen the conviction of the heart.

#### Guidelines for the teacher

Al-Kalimatul Istighfaar, Al-Imaanul Mujmal and Al-Imaanul Mufassal have been included in this year's syllabus. These should be taught collectively with their meanings together with the revision of the lessons of the previous years. Students should be made aware of the fact that everything mentioned in these Kalimahs need to be strongly believed from the heart and said with the tongue.

### 3 - Aqaa'id and Masaa'il

[Aqaa'id (Beliefs)]

#### Lesson 1 *Revision of the previous years*

##### *Al-Kalimatut Tayyibah*

لَا إِلَهَ إِلَّا اللَّهُ مُحَمَّدٌ رَّسُولُ اللَّهِ

[Mu'ajamus Sageer : 992, Umar رضي الله عنه]

**Translation :** There is none worthy of worship but Allaah, Nabi Muhammad صلی اللہ علیہ وسلم is the messenger of Allaah.

##### *Al-Kalimatush Shahaadah*

أَشْهَدُ أَنْ لَا إِلَهَ إِلَّا اللَّهُ وَأَشْهَدُ أَنَّ مُحَمَّدًا عَبْدُهُ وَرَسُولُهُ

[Mustadrak : 9, Abdullaah Bin Amr Bin Aas رضي الله عنه]

**Translation :** I bear witness that there is none worthy of worship but Allaah and I bear witness that Muhammad صلی اللہ علیہ وسلم is the servant and messenger of Allaah.

##### *Al-Kalimatut-Tamjeed*

سُبْحَانَ اللَّهِ وَالْحَمْدُ لِلَّهِ وَلَا إِلَهَ إِلَّا اللَّهُ وَاللَّهُ أَكْبَرُ وَلَا

حَوْلَ وَلَا قُوَّةَ إِلَّا بِاللَّهِ الْعَلِيِّ الْعَظِيمِ

[Abu Daawood : 832, Abdullaah Bin Abu Aafi رضي الله عنه]

**Translation :** Glory and Purity is for Allaah, All praise is for Allaah, there is none worthy of worship but Allaah and Allaah is the Greatest and the power (to avoid sins) and strength (to do good) is only from Allaah , the most high the great.

### 3 - Aqaa'id and Masaa'il

[Aqaa'id (Beliefs)]



#### *Al-Kalimatut-Tauheed*

لَا إِلَهَ إِلَّا اللَّهُ وَحْدَهُ لَا شَرِيكَ لَهُ، لَهُ الْمُلْكُ وَلَهُ الْحَمْدُ

يُحْيِي وَيُمِيتُ بِيَدِهِ الْخَيْرُ وَهُوَ عَلَى كُلِّ شَيْءٍ قَدِيرٌ

[Musnadu Ahmad : 26551, Umme Salma رضي الله عنها]

**Translation :** There is none worthy of worship but Allaah who is alone and has no partner. For him is the kingdom and for him is all praise. He gives life and death, all good is in His hand and he has control over everything.

Teach **10** Days in the **1<sup>st</sup>** Month

#### *Lessons of this year*

#### Lesson 2 *Al-Kalimatul Istighfaar*

اللَّهُمَّ إِنِّي أَعُوذُ بِكَ أَنْ أَشْرِكَ بِكَ شَيْئًا وَأَنَا أَعْلَمُهُ

وَأَسْتَغْفِرُكَ لِمَا لَا أَعْلَمُ

[Majma'uz Zawaaid : 17670, Abu Bakr رضي الله عنه]

**Translation :** O Allaah! I seek your protection from joining any partner to you knowingly and I seek Your forgiveness from that which I do not know.

Teach **30** Days in the **1<sup>st</sup>** **2<sup>nd</sup>** Month

Date

Teacher's signature

Parent's signature





### 3 - Aqaa'id and Masaa'il

[Aqaa'id (Beliefs)]



#### Lesson 3

#### *Al-Imaanul Mujmal*

اٰمَنْتُ بِاللّٰهِ كَمَا هُوَ بِاَسْمَائِهِ وَصِفَاتِهِ وَقَبِلْتُ جَمِيعَ اَحْكَامِهِ

**Translation :** I believe in Allaah as He is with all His names and qualities and I accept all His commands.

Teach 20 Days in the 3<sup>rd</sup> Month

Date

Teacher's signature

Parent's signature

#### Lesson 4

#### *Al-Imaanul Mufassal*

اٰمَنْتُ بِاللّٰهِ وَمَلٰئِكَتِهِ وَكُتُبِهِ وَرُسُلِهِ وَالْيَوْمِ الْاٰخِرِ

وَالْقَدْرِ خَيْرِهِ وَشَرِّهِ مِنْ اللّٰهِ تَعَالٰى وَالْبَعْثِ بَعْدَ الْمَوْتِ

**Translation :** I believe in Allaah, His angels, His books, His messengers, the Last Day, that all good and bad fate is from Allaah and life after death.

Teach 40 Days in the 4<sup>th</sup> 5<sup>th</sup> Month

Date

Teacher's signature

Parent's signature



# 3 - Aqaa'id and Masaa'il

[Salaah]



## Definition

**Salaah** : To display one's devotion and obedience to Allaah Ta'aala in a specific manner is called salaah

## Words of Encouragement

**Hadeeth** : Khaarija bin Hudhaafa رضي الله عنه reports that one day Nabi Muhammad صلى الله عليه وسلم came to us and said, "Allaah has granted you an extra salaah which is better for you than red camels (which you love very dearly). This is the Witr salaah. Allaah Ta'aala has fixed its time between the Isha salaah and the rise of dawn."

[Abu Daawood : 1418]

**Hadeeth** : Buraydah Aslami رضي الله عنه reports that he heard Nabi Muhammad صلى الله عليه وسلم say, "The Witr salaah is compulsory. One who does not perform the Witr salaah is not from us." Nabi Muhammad صلى الله عليه وسلم repeated this sentence thrice.

[Abu Daawood : 1419]

## Guidelines for the teacher

Witr salaah and Ad-Du'aa-ul-Qunoot have been included in this year's syllabus. These should be taught together with the revision of the previous year's lessons i.e. the method of salaah and the words of salaah. After memorising the Ad-du'aa-ul-Qunoot each student should be given the opportunity to perform the Witr salaah so that he learns to perform it correctly.

Teachers are requested to monitor the students and check whether they are performing their salaah according to the sunnah way given in the book.



### 3 - Aqaa'id and Masaa'il

[Salaah]



## Lesson 1 *Revision of the previous years*

### *The Wordings of Salaah*

#### **At-Takbeer Tahreemah**

(to be recited when beginning salaah):

[Tirmizi : 238, Abu Saeed رضي الله عنه]

اللَّهُ أَكْبَرُ

#### **The Tasbeeh of Ruku:**

سُبْحَانَ رَبِّيَ الْعَظِيمِ

[Tirmizi : 261, Ibnu Masood رضي الله عنه]

#### **The Tasmee (to be recited when coming up from Ruku):**

سَمِعَ اللَّهُ لِمَنْ حَمِدَهُ

[Bukhaari : 722, Abu Hurairah رضي الله عنه]

#### **The Tahmeed (to be recited while standing after the Ruku):**

رَبَّنَا لَكَ الْحَمْدُ

[Bukhaari : 722, Abu Hurairah رضي الله عنه]

#### **The Tasbeeh of Sajdah :**

سُبْحَانَ رَبِّيَ الْأَعْلَى

[Tirmizi : 261, Ibnu Masood رضي الله عنه]

#### **Salaam:**

السَّلَامُ عَلَيْكُمْ وَرَحْمَةُ اللَّهِ

[Tirmizi : 295, Ibnu Masood رضي الله عنه]

#### **Thanaa**

سُبْحَانَكَ اللَّهُمَّ وَبِحَمْدِكَ وَتَبَارَكَ اسْمُكَ وَتَعَالَى جَدُّكَ

[Tirmizi : 242, Abu Saeed رضي الله عنه]

وَلَا إِلَهَ غَيْرُكَ



### 3 - Aqaa'id and Masaa'il

[Salaah]



#### *At-Tashahhud*

التَّحِيَّاتُ لِلَّهِ وَالصَّلَوَاتُ وَالطَّيِّبَاتُ، السَّلَامُ عَلَيْكَ أَيُّهَا النَّبِيُّ  
 وَرَحْمَةُ اللَّهِ وَبَرَكَاتُهُ، السَّلَامُ عَلَيْنَا وَعَلَى عِبَادِ اللَّهِ الصَّالِحِينَ،  
 أَشْهَدُ أَنْ لَا إِلَهَ إِلَّا اللَّهُ وَأَشْهَدُ أَنَّ مُحَمَّدًا عَبْدُهُ وَرَسُولُهُ

[Bukhaari : 1202, Ibnu Masood رضي الله عنه]

#### *Salutations*

اللَّهُمَّ صَلِّ عَلَى مُحَمَّدٍ وَعَلَى آلِ مُحَمَّدٍ كَمَا صَلَّيْتَ عَلَى  
 إِبْرَاهِيمَ وَعَلَى آلِ إِبْرَاهِيمَ إِنَّكَ حَيِّدٌ مَجِيدٌ. اللَّهُمَّ  
 بَارِكْ عَلَى مُحَمَّدٍ وَعَلَى آلِ مُحَمَّدٍ كَمَا بَارَكْتَ عَلَى إِبْرَاهِيمَ  
 وَعَلَى آلِ إِبْرَاهِيمَ إِنَّكَ حَيِّدٌ مَجِيدٌ

[Bukhaari : 3370, Ka'ab Bin Ujrah رضي الله عنه]

#### *Ad-du'aa-ul-Mathoorah*

اللَّهُمَّ إِنِّي ظَلَمْتُ نَفْسِي ظُلْمًا كَثِيرًا وَلَا يَغْفِرُ الذُّنُوبَ إِلَّا أَنْتَ  
 فَاعْفِرْ لِي مَغْفِرَةً مِنْ عِنْدِكَ وَارْحَمْنِي إِنَّكَ أَنْتَ الْغَفُورُ الرَّحِيمُ

[Bukhaari : 834, Abu Bakr رضي الله عنه]



### 3 - Aqaa'id and Masaa'il

[Salaah]



#### *Du'aa after Salaah*

After completing the salaah, say “**أَسْتَغْفِرُ اللَّهَ**” three times than recite this du'aa. [Muslim : 1362, Tho'baan رضي الله عنه]

اللَّهُمَّ أَنْتَ السَّلَامُ وَمِنْكَ السَّلَامُ تَبَارَكْتَ يَا ذَا الْجَلَالِ

[Muslim : 1363, Aayesha رضي الله عنها]

وَالْإِكْرَامِ

اللَّهُمَّ أَعِنِّي عَلَى ذِكْرِكَ وَشُكْرِكَ وَحُسْنِ عِبَادَتِكَ

[Abu Daawood : 1522, Mu'aaz Bin Jabal رضي الله عنه]

Teach 20 Days in the 1st Month Date

Teacher's signature

Parent's signature

#### *Lessons of this year Lesson 2 The Witr Salaah*

It is Waajib (compulsory) to perform the Witr salaah. If the Witr salaah is missed due to any reason, it will be necessary to perform the Qadhaa. The Witr salaah may be performed at any time after the Isha salaah and true dawn.

The method of performing Witr salaah is as follows : After completing the fardh and sunnahs of Isha salaah, make the intention to perform three rakaahs of Witr salaah. Perform the first two rakaahs of salaah as usual and after reciting Tashahhud in the first Qa'dah stand up for the third rakaah. Recite Suratul Faatiha and a Surah. Thereafter, raise the hands up to the earlobes, say Allaahu Akbar, fold the hands and recite Ad-du'aa-ul-Qunoot before going into ruku and complete the salaah.

Ruling: The Witr salaah is performed in Jamaa'ah during the month of Ramadhaan. The Muqtadi will also recite the Ad-du'aa-ul-Qunoot with the Imaam. [Shaami:3/114,Auqaatussalaah: 5/112-124,Baabil Witr]



## 3 - Aqaa'id and Masaa'il

[Salaah]



### Questions

- ① Is it Fardh or Waajib to perform the Witr salaah?
- ② What should one do if the Witr salaah is missed?
- ③ When should the Witr salaah be performed?
- ④ Explain the method of performing the Witr salaah?

Teach **40** Days in the **2<sup>nd</sup>** **3<sup>rd</sup>** Month

Date

Teacher's signature

Parent's signature

### Lesson 3 *Ad-du'aa-ul-Qunoot*

اللَّهُمَّ إِنَّا نَسْتَعِينُكَ وَنَسْتَغْفِرُكَ وَنُؤْمِنُ بِكَ وَنَتَوَكَّلُ

عَلَيْكَ وَنُثْنِي عَلَيْكَ الْخَيْرَ وَنَشْكُرُكَ وَلَا نَكْفُرُكَ وَنَخْلَعُ

وَنَتْرُكُ مَنْ يَفْجُرُكَ اللَّهُمَّ إِيَّاكَ نَعْبُدُ وَلكَ نُصَلِّي

وَنَسْجُدُ وَإِلَيْكَ نَسْعِي وَنَحْفِدُ وَنَرْجُو رَحْمَتَكَ وَنَخْشَى

عَذَابَكَ إِنَّ عَذَابَكَ بِالْكَفَّارِ مُلْحِقٌ

[Musannaf Ibnu Abi Shaiba : 7027, 7031, Umar; رَضِيَ اللهُ عَنْهُ, Musannaf Abdur Razzaq : 4978, Allāh رَضِيَ اللهُ عَنْهُ]

NOTE : It is best to recite the Ad-du'aa-ul-Qunoot mentioned above which has been reported in these words as well as other words in various books of hadeeth. Any other du'aa may be recited in place of the above du'aa.

### Question

Recite the Ad-du'aa-ul-Qunoot.

Teach **40** Days in the **4<sup>th</sup>** **5<sup>th</sup>** Month

Date

Teacher's signature

Parent's signature





#### Definition

**Al-Asmaa-ul-Husna** : The beautiful names of Allaah Ta'aala are called "Al-Asmaa-ul-Husna".

#### Words of Encouragement

**Qur'aan** : **وَلِلّٰهِ الْأَسْمَاءُ الْحُسْنَىٰ فَادْعُوهُ بِهَا** [Suratul A'raaf :180]

**Translation** : Allaah has the most beautiful names, so call Him by them.

**Hadeeth** : Nabi Muhammad ﷺ said, "Indeed, Allaah has ninety-nine names and whoever will memorise them will enter Jannah."

[Muslim : 6986, Abu Hurairah رضي الله عنه]

The descriptive names of Allaah have a powerful effect and carry many virtues. The du'aa made after calling him by these names will certainly be accepted.

#### Guideline for the Teacher

Twenty more of the descriptive names of Allaah have been included in this year's syllabus. These names are to be taught collectively together with the revision of the previous years.

As was done during the previous years, when revising the names learnt for the month, it is necessary to revise the names learnt during the previous month as well so that the students may easily remember all the names in sequence.

### 3 - Aqaa'id and Masaa'il

[Al-Asmaa-ul-Husna]

#### Lesson 1 Al-Asmaa-ul-Husna 31,32,33,34

الْغَفُورُ

AL GAFOORU

الْعَظِيمُ

AL 'AZEEMU

الْحَلِيمُ

AL HALEEMU

الْخَبِيرُ

AL KHABEERU

هُوَ اللهُ الَّذِي لَا إِلَهَ إِلَّا هُوَ الرَّحْمَنُ الرَّحِيمُ الْمَلِكُ الْقُدُّوسُ السَّلَامُ

HUWALLAAHULLAZI LA ILAAHA ILLAA HUWAR-RAHMAANUR RAHEEMUL MALIKUL QUDDOOSUS SALAAMUL

الْمُؤْمِنُ الْمُهَيَّبُ الْعَزِيزُ الْجَبَّارُ الْمُتَكَبِّرُ الْخَالِقُ الْبَارِئُ الْمُصَوِّرُ

MU'MINUL MUHAIMINUL 'AZEEZUL JABBAARUL MUTAKABBIRUL KHAALIQLUL BAARI'UL MUŞAWWIRUL

الْغَفَّارُ الْقَهَّارُ الْوَهَّابُ الرَّزَّاقُ الْفَتَّاحُ الْعَلِيمُ الْقَابِضُ الْبَاسِطُ

GAFFAARUL QAHHAARUL WAHHAABUR RAZZAQUL FATTAHUL ALEEMUL QAABIZU BAASITUL

الْخَافِضُ الرَّافِعُ الْبُعْزُ الْمُدُّ السَّيِّعُ الْبَصِيرُ الْحَكَمُ الْعَدْلُ

KHAAFIZUR RAAFI'UL MU'IZZUL MUZILLUS SAMEE'UL BAŞEERUL HAKAMUL 'ADLUL

اللَّطِيفُ الْخَبِيرُ الْحَلِيمُ الْعَظِيمُ الْغَفُورُ

LATEEFUL KHABEERUL HALEEMUL AZEEMUL GAFOOR

Teach 20 Days in the 6<sup>th</sup> Month Date Teacher's signature Parent's signature

#### Lesson 2 Al-Asmaa-ul-Husna 35,36,37,38

الْحَفِيفُ

AL HAFEEZU

الْكَبِيرُ

AL KABEERU

الْعَلِيُّ

AL 'ALIYU

الشُّكُورُ

ASH-SHAKOORU

هُوَ اللهُ الَّذِي لَا إِلَهَ إِلَّا هُوَ الرَّحْمَنُ الرَّحِيمُ الْمَلِكُ الْقُدُّوسُ السَّلَامُ

HUWALLAAHULLAZI LA ILAAHA ILLAA HUWAR-RAHMAANUR RAHEEMUL MALIKUL QUDDOOSUS SALAAMUL

الْمُؤْمِنُ الْمُهَيَّبُ الْعَزِيزُ الْجَبَّارُ الْمُتَكَبِّرُ الْخَالِقُ الْبَارِئُ الْمُصَوِّرُ

MU'MINUL MUHAIMINUL 'AZEEZUL JABBAARUL MUTAKABBIRUL KHAALIQLUL BAARI'UL MUŞAWWIRUL



اَلْغَفَّارُ الْقَهَّارُ الْوَهَّابُ الرَّزَّاقُ الْفَتَّاحُ الْعَلِيْمُ الْقَابِضُ الْبَاسِطُ

GAFFAARUL QAHAARUL WAHHAABUR RAZZAAQUL FATTAAHUL ALEEMUL QAABIZU BAASITUL

اَلْخَافِضُ الرَّافِعُ الْمِعْزُ الْمُدِلُّ السَّمِيْعُ الْبَصِيْرُ الْحَكْمُ الْعَدْلُ

KHAAFIZUR RAAFI'UL MU'IZZUL MUZILLUS SAMEE'UL BAŞEERUL HAKAMUL 'ADLUL

اَللَّطِيْفُ الْخَبِيْرُ الْحَلِيْمُ الْعَظِيْمُ الْغَفُوْرُ الشَّكُوْرُ الْعَلِيْ

LAṬEEFUL KHABERUL ḤALEEMUL AẒEEMUL GAFOORUSH SHAKOORUL 'ALIYYUL

اَلْكَبِيْرُ الْحَفِيْظُ

KABEERUL HAFEEZ

Teach	20 Days in the	7 <sup>th</sup> Month	Date	Teacher's signature	Parent's signature
-------	----------------	-----------------------	------	---------------------	--------------------

## Lesson 3 Al-Asmaa-ul-Husna 39,40,41,42

اَلْكَرِيْمُ

AL KAREEMU

اَلْجَلِيْلُ

AL JALEELU

اَلْحَسِيْبُ

AL ḤASEEBU

اَلْمُقِيْتُ

AL MUQEETU

هُوَ اللهُ الَّذِي لَا إِلَهَ إِلَّا هُوَ الرَّحْمَنُ الرَّحِيْمُ الْمَلِكُ الْقُدُّوسُ السَّلَامُ

HUWALLAAHULLAZI LA ILAAHA ILLAA HUWAR-RAḤMAANUR RAḤEEMUL MALIKUL QUDDOOSUS SALAAMUL

اَلْمُؤْمِنُ الْمُهَيْمِنُ الْعَزِيْزُ الْجَبَّارُ الْمُتَكَبِّرُ الْخَالِقُ الْبَارِئُ الْمَصُوْرُ

MU'MINUL MUHAMINUL 'AZEELUL JABBAARUL MUTAKABBIRUL KHAALIQL BAARI'UL MUŞAWWIRUL

اَلْغَفَّارُ الْقَهَّارُ الْوَهَّابُ الرَّزَّاقُ الْفَتَّاحُ الْعَلِيْمُ الْقَابِضُ الْبَاسِطُ

GAFFAARUL QAHAARUL WAHHAABUR RAZZAAQUL FATTAAHUL ALEEMUL QAABIZUL BAASITUL

اَلْخَافِضُ الرَّافِعُ الْمِعْزُ الْمُدِلُّ السَّمِيْعُ الْبَصِيْرُ الْحَكْمُ الْعَدْلُ

KHAAFIZUR RAAFI'UL MU'IZZUL MUZILLUS SAMEE'UL BAŞEERUL HAKAMUL 'ADLUL

### 3 - Aqaa'id and Masaa'il

[Al-Asmaa-ul-Husna]

اللَّطِيفُ الْخَبِيرُ الْحَلِيمُ الْعَظِيمُ الْغَفُورُ الشَّكُورُ الْعَلِيُّ

LAṬEEFUL KHABEERUL ḤALEEMUL AẒEEMUL GAFOORUSH SHAKOORUL 'ALIYYUL

الْكَبِيرُ الْحَفِيفُ الْمُقِيبُ الْحَسِيبُ الْجَلِيلُ الْكَرِيمُ

KABEERUL ḤAFEEẒUL MUQEETUL ḤASEEBUL JALEELUL KAREEM

Teach	20	Days in the	8 <sup>th</sup>	Month	Date	Teacher's signature	Parent's signature
-------	----	----------------	-----------------	-------	------	------------------------	-----------------------

#### Lesson 4 Al-Asmaa-ul-Husna 43,44,45,46

الْحَكِيمُ

AL ḤAKEEMU

الْوَاسِعُ

AL WAASI'U

الْمُجِيبُ

AL MUJEEBU

الرَّقِيبُ

AR RAQEEBU

هُوَ اللَّهُ الَّذِي لَا إِلَهَ إِلَّا هُوَ الرَّحْمَنُ الرَّحِيمُ الْمَلِكُ الْقُدُّوسُ السَّلَامُ

HUWALLAAHULLAZI LAAILAAHA ILLAA HUWAR-RAḤMAANUR RAḤEEMUL MALIKUL QUDDOOSUS SALAAMUL

الْمُؤْمِنُ الْمُهَيَّبُ الْعَزِيزُ الْجَبَّارُ الْمُتَكَبِّرُ الْخَالِقُ الْبَارِئُ الْمُصَوِّرُ

MU'MINUL MUHAIMINUL 'AZEEZUL JABBAARUL MUTAKABBIRUL KHAALIQL BAARI'UL MUṢAWWIRUL

الْغَفَّارُ الْقَهَّارُ الْوَهَّابُ الرَّزَّاقُ الْفَتَّاحُ الْعَلِيمُ الْقَابِضُ الْبَاسِطُ

GAFFAARUL QAHHAARUL WAHHAABUR RAZZAQUL FATTAAHUL ALEEMUL QAABIẒUL BAASIṬUL

الْخَافِضُ الرَّافِعُ الْمِعْزُ الْمُدَلُّ السَّمِيعُ الْبَصِيرُ الْحَكَمُ الْعَدْلُ

KHAAFIẒUR RAAFI'UL MU'IZZUL MUẒILLUS SAMEE'UL BAṢEERUL ḤAKAMUL 'ADLUL

اللَّطِيفُ الْخَبِيرُ الْحَلِيمُ الْعَظِيمُ الْغَفُورُ الشَّكُورُ الْعَلِيُّ

LAṬEEFUL KHABEERUL ḤALEEMUL AẒEEMUL GAFOORUSH SHAKOORUL 'ALIYYUL

الْكَبِيرُ الْحَفِيفُ الْمُقِيبُ الْحَسِيبُ الْجَلِيلُ الْكَرِيمُ الرَّقِيبُ

KABEERUL ḤAFEEẒUL MUQEETUL ḤASEEBUL JALEELUL KAREEMUR RAQEEBUL



## الْمَجِيدُ الْوَاسِعُ الْحَكِيمُ

MUJEEBUL WAASI'UL HAKEEM

Teach 20 Days in the 9<sup>th</sup> Month Date

Teacher's signature

Parent's signature

## Lesson 5 Al-Asmaa-ul-Husna 47,48,49,50

الشَّهِيدُ

ASH SHAHEEDU

الْبَاعِثُ

AL BAA'ISU

الْمَجِيدُ

AL MAJEEDU

الْوَدُودُ

AL WADOODU

هُوَ اللَّهُ الَّذِي لَا إِلَهَ إِلَّا هُوَ الرَّحْمَنُ الرَّحِيمُ الْمَلِكُ الْقُدُّوسُ السَّلَامُ

HUWALLAAHULLAZI LA ILAAHA ILLAA HUWAR-RAHMAANUR RAHEEMUL MALIKUL QUDDOOSUS SALAAMUL

الْمُؤْمِنُ الْمُهَيَّبُ الْعَزِيزُ الْجَبَّارُ الْمُتَكَبِّرُ الْخَالِقُ الْبَارِئُ الْمَصْوِّرُ

MU'MINUL MUHAIMINUL 'AZEEZUL JABBAARUL MUTAKABBIRUL KHAALIQUL BAARI'UL MUŞAWWIRUL

الْغَفَّارُ الْقَهَّارُ الْوَهَّابُ الرَّزَّاقُ الْفَتَّاحُ الْعَلِيمُ الْقَابِضُ الْبَاسِطُ

GAFFAARUL QAHAARUL WAHHAABUR RAZZAAQUL FATTAAHUL ALEEMUL QAABIZUL BAASITUL

الْخَافِضُ الرَّافِعُ الْعِزُّ الْمَذِلُّ السَّيِّعُ الْبَصِيرُ الْحَكَمُ الْعَدْلُ

KHAAFIZUR RAAFI'UL MU'IZZUL MUZILLUS SAMEE'UL BAŞEERUL HAKAMUL 'ADLUL

اللطيفُ الخبيرُ الحليمُ العظيمُ الغفورُ الشكورُ العليُّ

LAṬEEFUL KHABEERUL ḤALEEMUL AZEEMUL GAFOORUSH SHAKOORUL 'ALIYYUL

الْكَبِيرُ الْحَفِيظُ الْمُقِيتُ الْحَسِيبُ الْجَلِيلُ الْكَرِيمُ الرَّقِيبُ

KABEERUL ḤAFEEZUL MUQEETUL ḤASEEBUL JALEELUL KAREEMUR RAQEEBUL

الْمَجِيدُ الْوَاسِعُ الْحَكِيمُ الْوَدُودُ الْمَجِيدُ الْبَاعِثُ الشَّهِيدُ

MUJEEBUL WAASI'UL ḤAKEEMUL WADOODUL MAJEEDUL BAA'ISUSH SHAHEED

Teach 20 Days in the 10<sup>th</sup> Month Date

Teacher's signature

Parent's signature





## 3 - Aqaa'id and Masaa'il

[Masaa'il (Rules)]



### Definition

**Masaa'il** : The rules of Deen that explain the way of doing an action or inform that something is lawful or unlawful are called Masaa'il.

### Words of Encouragement

**Hadeeth** : Nabi Muhammad ﷺ said, "One who seeks knowledge and acquires it Allaah Ta'aala will reward him two fold and one who seeks knowledge but could not acquire it Allaah Ta'aala will grant him a single reward." [Tabraani : 165, Waasila Bin Asqa'a (رضي الله عنه)]

**Hadeeth** : Nabi Muhammad ﷺ said, "A single Faqeeh (one who has deep understanding of Deen) is more difficult for Shaytaan than a thousand worshipers." [Tirmizi : 2681, Ibnu Abbaas (رضي الله عنه)]

As Muslims, it is our duty to lead our lives according to the commands of Allaah Ta'aala and the ways of Nabi Muhammad ﷺ. This way of life will make a successful in this world as well as in the hereafter. On the other hand failure lies in going against the commands of Allaah and the ways of Nabi Muhammad ﷺ. It is therefore very important to acquire the knowledge of Masaa'il to be able to lead our lives correctly.

### Guidelines for the teacher

The Sunnah way of wudhu, ghusl and those things that break wudhu have been included in this year's syllabus. These masaa'il are to be taught collectively. The teacher should understand the lesson thoroughly, preferably by studying any book on Masaa'il before teaching. During the days of revision, the Masaa'il taught during the previous months and years need to be revised thoroughly.



# 3 - Aqaa'id and Masaa'il

[Masaa'il (Rules)]



## Lesson 1 *Revision of the previous years*

### *Faraa'idh of Ghusl (bathing)*

There are three faraa'idh in ghusl:

- ① To gargle properly. [Shaami : 1/423, Matlab fi Ab-haa'sil Ghusl]
- ② To put water into the nose. [Shaami : 1/423, Matlab fi Ab-haa'sil Ghusl]
- ③ To pour water over the whole body in such a way that not a single hair is left dry. [Shaami :1/427, Matlab fi Ab-haa'sil Ghusl]

### *Faraa'idh of Wudhu (Ablution)*

There are four faraa'idh (compulsory actions) in wudhu:

- ① To wash the face from the hair above the forehead to below the chin and from one earlobe to the other. [Suratul Maaidah : 6]  
[Shaami : 1/235, Arkaanul Wuzu]
- ② To wash both arms including the elbows. [Shaami :1/247, Arkaanul Wuzu]
- ③ To make masah of (to pass wet hands over) a quarter of the head. [Shaami : 1/247, Arkaanul Wuzu]
- ④ To wash both feet including the ankles. [Shaami :1/247, Arkaanul Wuzu]

### *The five Salaahs*

- ① *Fajr*      ② *Zuhr*      ③ *Asr*      ④ *Maghrib*      ⑤ *Isha*

### *Numbers of Rakaahs*

- ① There are four rakaahs : 2 sunnah muakkadah and 2 fardh. in Fajr salaah.
- ② There are twelve rakaahs : 4 sunnah muakkadah, 4 fardh, 2 sunnah muakkadah and 2 nafl. in Zuhr salaah.
- ③ There are eight rakaahs : 4 sunnah ghair muakkadah and 4 fardh. in 'Asr salaah.
- ④ There are seven rakaahs : 3 fardh, 2 sunnah muakkadah and 2 nafl. in Maghrib salaah.



# 3 - Aqaa'id and Masaa'il

[Masaa'il (Rules)]



- ⑤ There are seventeen rakaahs in Isha salaah. : 4 sunnah gair muakkadah, 4 fardh, 2 sunnah muakkadah, 2 nafl, 3 witr and 2 nafl.
- ⑥ There are fourteen rakaahs in the Jumu'ah salaah. : 4 sunnah muakkadah, 2 fardh, 4 sunnah muakkadah, 2 sunnah ghair muakkadah and 2 Nafl.

[Abu Daawood : 1275, Ali عليه السلام ; Badaae -us-Sanaaye : 1/91, Kitaabus Salaah, Fasli fi Adadiha wa Adadirakatiha ; Badaae -us-Sanaaye : 1/269, Salaatul Juma wa Bayaanu miqdaariha, Badaae -us-Sanaaye : 1/284-285, Kitaabus Salaah, Fasli, Assalaatul Masnoonah]

**Note:** Sunnah muakkadah must be performed.

## Conditions of salaah

**There are seven conditions before salaah. These are known as the sharaa'it of salaah.**

- ① The body must be clean. [Shaami : 3/242, Baabu Shurootis Salaah]
- ② The clothing must be clean. [Shaami : 3/242, Baabu Shurootis Salaah]
- ③ The place of salaah must be clean. [Shaami : 3/242, Baabu Shurootis Salaah]
- ④ The body must be covered. [Shaami : 3/249, Baabu Shurootis Salaah]
- ⑤ The time of salaah must be correct. [Badaae -us-Sanaaye : 1/121, Fasli fi Sharaaiti Arkaanis Salaah]
- ⑥ One must face the Qiblah. [Shaami : 3/330, Baabu Shurootis Salaah]
- ⑦ The correct intention must be made. [Shaami : 3/285, Baabu Shurootis Salaah]

## Faraaidh of Salaah

**There are six faraaidh in salaah and are known as the arkaan of salaah.**

- ① At-Takbeerat-ut-Tahreemah, that is to say Allahu Akbar, when beginning salaah. [Shaami : 3/376, Kitaabus Salaah, Baabu Sifatis Salaah]
- ② Qiyaam (to stand upright). [Shaami : 3/381, Kitaabus Salaah, Baabu Sifatis Salaah]
- ③ Qira'ah (to recite the Qur'aan). [Shaami : 3/389, Kitaabus Salaah, Baabu Sifatis Salaah]
- ④ Ruku. [Shaami : 3/392, Kitaabus Salaah, Baabu Sifatis Salaah]
- ⑤ Two sajdahs. [Shaami : 3/393, Kitaabus Salaah, Baabu Sifatis Salaah]
- ⑥ To sit so long at the end of salaah that one can recite Tashahhud. [Shaami : 3/396, Kitaabus Salaah, Baabu Sifatis Salaah]

Teach	20	Days in the	6 <sup>th</sup>	Month	Date	Teacher's signature	Parent's signature
-------	----	-------------	-----------------	-------	------	---------------------	--------------------

Masaa'il (Rules)



# 3 - Aqaa'id and Masaa'il



[Masaa'il (Rules)]

## Lessons of this year

### Lesson 2 *The sunnah way of wudhu*

- ① To make the intention for wudhu.  
[Bukhaari : 1, Umar رَضِيَ اللهُ عَنْهُ , Shaami : 1/ 271, Kitaabuttahaara, Sunanul Wuzu]
- ② To recite Bismillaahir Rahmaanir Raheem.  
[Nasai : 78, Anas رَضِيَ اللهُ عَنْهُ ; Shaami : 1/ 278, Kitaabuttahaara, Sunanul Wuzu]
- ③ To wash both hands up to the wrists three times.  
[Bukhaari : 159, Usmaan Bin Affaan رَضِيَ اللهُ عَنْهُ ; Shaami : 1/ 286, Kitaabuttahaara, Sunanul Wuzu]
- ④ To use the miswaak or the finger if the miswaak is unavailable.  
[Bukhaari : 887, Abu Hurairah رَضِيَ اللهُ عَنْهُ , Sunanul Kubra Baihaqi : 179, Anas رَضِيَ اللهُ عَنْهُ ; Shaami : 1/ 296, 302, Kitaabuttahaara, Sunanul Wuzu]
- ⑤ To gargle the mouth three times.  
[Bukhaari : 159, Usmaan Bin Affaan رَضِيَ اللهُ عَنْهُ ; Shaami : 1/ 306, Kitaabuttahaara, Sunanul Wuzu]
- ⑥ To rinse the nostrils three times.  
[Bukhaari : 185, Abdullaah Bin Zaid رَضِيَ اللهُ عَنْهُ ; Shaami : 1/ 306, 308, Kitaabuttahaara, Sunanul Wuzu]
- ⑦ To make khilaal of the fingers and toes when washing the hands and feet.  
[Tirmizi : 39, Ibnu Abbaas رَضِيَ اللهُ عَنْهُ]
- ⑧ To wash each limb three times. [Bukhaari : 159, Usmaan Bin Affaan رَضِيَ اللهُ عَنْهُ]
- ⑨ To make masah of the whole head once.  
[Bukhaari : 159, Usmaan Bin Affaan رَضِيَ اللهُ عَنْهُ]
- ⑩ To make masah of both the ears after making masah of the head.  
[Tirmizi : 36, Ibnu Abbaas رَضِيَ اللهُ عَنْهُ]
- ⑪ To wash the limbs quickly one after the other.  
[Bukhaari : 140, Ibnu Abbaas رَضِيَ اللهُ عَنْهُ ; Shaami : 1/ 328, Kitaabuttahaara, Sunanul Wuzu]
- ⑫ To make wudhu in the proper order.  
[Bukhaari : 140, Ibnu Abbaas رَضِيَ اللهُ عَنْهُ ; Shaami : 1/ 327, Kitaabuttahaara, Sunanul Wuzu]
- ⑬ To recite du'aa after wudhu. [Tirmizi : 55, Umar رَضِيَ اللهُ عَنْهُ]

Teach	40 Days in the	7 <sup>th</sup>	8 <sup>th</sup>	Month	Date	Teacher's signature	Parent's signature

Masaa'il (Rules)

### Lesson 3 *The sunnah way of ghusl*

- ① To make the intention for cleanliness.  
[Bukhaari : 1, Umar رَضِيَ اللهُ عَنْهُ ; Shaami : 1/ 444, Kitaabuttahaara, Sunanul Wuzu]
- ② To wash both hands up to the wrists. [Bukhaari : 248, Aayesha رَضِيَ اللهُ عَنْهَا]
- ③ To wash the private parts. [Bukhaari : 249, Maimoona رَضِيَ اللهُ عَنْهَا]



# 3 - Aqaa'id and Masaa'il

[Masaa'il (Rules)]



- ④ To wash off all impurities from the body. [Bukhaari : 249, Maimoona مَيْمُونَةَ]
- ⑤ To make wudhu. [Bukhaari : 248, Aayesha عَائِشَةَ]
- ⑥ To pour water over the whole body three times. [Bukhaari : 256, Jaabir جَابِرَ]
- ⑦ To pour water over the head first, the right shoulder then the left shoulder. [Shaami : 1/ 443, Kitaabuttahaara, Sunanul Gusl]
- ⑧ To rub the body while bathing. [Shaami : 1/ 443, Kitaabuttahaara, Sunanul Gusl]

**Note :** Do not bath while facing the Qiblah if the private parts are open.

[Shaami : 1/443 ; Kitaabuttahaara, Sunanul Gusl]

Teach	20	Days in the	9 <sup>th</sup>	Month	Date	Teacher's signature	Parent's signature
-------	----	-------------	-----------------	-------	------	---------------------	--------------------

## Lesson 4 *Things that break the wudhu*

### Eight things break the wudhu.

- ① To pass water and stool and the coming out of anything from the private parts. [Shaami : 1/365, Kitaabuttahaara, Nawaaqizul Wuzu]
- ② To pass wind. [Shaami : 1/365, Kitaabuttahaara, Nawaaqizul Wuzu]
- ③ The flowing of blood or pus from any part of the body. [Badaae -us-Sanaaye : 1/24, Kitaabuttahaara, Nawaaqizul Wuzu]
- ④ To vomit a mouthful. [Shaami : 1/376, Kitaabuttahaara, Nawaaqizul Wuzu]
- ⑤ To sleep while lying down or leaning against something. [Shaami : 1/386, Kitaabuttahaara, Nawaaqizul Wuzu]
- ⑥ To faint due to illness or any other reason. [Shaami : 1/396, Kitaabuttahaara, Nawaaqizul Wuzu]
- ⑦ To become mad. [Shaami : 1/396, Kitaabuttahaara, Nawaaqizul Wuzu]
- ⑧ To laugh loudly while performing salaah. [Shaami : 1/396, Kitaabuttahaara, Nawaaqizul Wuzu]

Teach	20	Days in the	10 <sup>th</sup>	Month	Date	Teacher's signature	Parent's signature
-------	----	-------------	------------------	-------	------	---------------------	--------------------

Masaa'il  
(Rules)





## 4 - Islaamic Upbringing

[Islaamic Knowledge]



### Definition

**Islaamic Knowledge :** To have the knowledge of Deen is called "Islaamic knowledge".

### Words of Encouragement

**Qur'aan :** **قُلْ هَلْ يَسْتَوِي الَّذِينَ يَعْلَمُونَ وَالَّذِينَ لَا يَعْلَمُونَ** [Suratuz-Zumer:9]

**Translation:** Say, "Can those with knowledge be equal to those who do not have knowledge?"

**Hadeeth :** Nabi Muhammad ﷺ said, "The angels spread their wings to please one who seeks the knowledge of Deen."

[Abu Dawood, Hadeeth 3641, Abu Dardaa رضي الله عنه]

In this world there is no favour better than knowledge and no calamity worse than ignorance. A scholar and an ignorant person cannot be equal. One gains respect, honour and success through knowledge while ignorance disgraces one and leads him to the path of evil. Only through knowledge can one recognise his creator and master. This is not possible without knowledge. It is therefore necessary for every follower of Nabi Muhammad ﷺ to acquire basic knowledge of Deen.

### Guidelines for the Teacher

Questions and answers regarding Aqaa'id, the messengers and the sahaaba رضي الله عنهم have been included in this year's syllabus. These are to be taught collectively.



# 4 - Islaamic Upbringing

[Islaamic Knowledge]



## Lesson 1

Question : What are the most basic beliefs of Islaam?

Answer : Towheed, Risaalah and the Aakhirah.

[Tafseerul Qataan ; 1/458]

Question : What is the meaning of Towheed?

Answer : Towheed is to believe that there is only One Allaah

[Tafseer Ibnu Katheer : 2/582]

Question : What is the meaning of Risaalah?

Answer : Risaalah is to believe that Nabi Muhammad ﷺ is the Messenger of Allaah.

Question : What is the meaning of Aakhirah?

Answer : Aakhirah is the life that begins after death.

[Tafseer Ibnu Katheer : 1/59]

Question : Who was the last Nabi from the Bani Israa'eel?

Answer : The last Nabi from the Bani Israa'eel was Nabi Isa عليه السلام.

[Kanzul Ummaal : 32269, Abu Zar رضوان الله عليه]

Question : Which Nabi spoke in the lap of his mother?

Answer : Nabi Isa عليه السلام spoke in the lap of his mother.

[Suratu Maryam : 30]

Question : In the hand of which Nabi would iron become soft ?

Answer : Iron would become soft in the hand of Nabi Daawood عليه السلام .

[Suratu Saba : 10]

Teach **25** Days in the **1<sup>st</sup>** **2<sup>nd</sup>** Month

Date

Teacher's signature

Parent's signature



# 4 - Islaamic Upbringing

[Islaamic Knowledge]



## Lesson 2

Question : Who was the son of Nabi Daawood عليه السلام ?

Answer : Nabi Sulaymaan عليه السلام was the son of Nabi Daawood عليه السلام .  
[Suratus Saad : 30]

Question : Which Sahabi was bathed by the angels?

Answer : Handhala رضي الله عنه was bathed by the angels.  
[Mustadrak : 4917, Zubair Bin Awwaam رضي الله عنه]

Question : Which Sahabi was the poet of our Nabi صلى الله عليه وسلم ?

Answer : Hassaan bin Thaabit رضي الله عنه was known as the poet of our Nabi صلى الله عليه وسلم .  
[Mustadrak : 6054, Musab Bin Abdullaah رضي الله عنه]

Question : Which Sahabi did our Nabi صلى الله عليه وسلم call the Ameen of this Ummah?

Answer : Our Nabi صلى الله عليه وسلم called Abu Ubaydah bin Jarraah رضي الله عنه the Ameen of this Ummah.  
[Bukhaari : 4380, Anas رضي الله عنه]

Question : Whose daughter was Aa'isha رضي الله عنها?

Answer : Aa'isha رضي الله عنها was the daughter of Abu Bakr رضي الله عنه .  
[Al Isaabah : 8/16]

Question : Which Sahabi was known as Saifullaah (the Sword of Allaah)?

Answer : Khaalid bin Waleed رضي الله عنه was known as Saifullaah.  
[Tirmizi : 3846, Abu Huraira رضي الله عنه]

Question : Which Sahabi's name is mentioned in the Qur'aan?

Answer : The name of Zaid (bin Haaritha) رضي الله عنه is mentioned in the Qur'aan.  
[Suratul Ahzaab : 37]

Teach **25** Days in the **2<sup>nd</sup>** **3<sup>rd</sup>** Month Date

Teacher's signature

Parent's signature



# 4 - Islaamic Upbringing

[Islaamic Knowledge]



## Lesson 3

Question : Whose son was Nabi Yusuf عليه السلام ?

Answer : Nabi Yusuf عليه السلام was the son of Nabi Ya'qoob عليه السلام .  
[Bukhaari : 3382, Ibnu Umar رضي الله عنهما]

Question : How many brothers did Nabi Yusuf عليه السلام have?

Answer : Nabi Yusuf عليه السلام had eleven brothers. [Suratu Yusuf : 4]

Question : What was the name of the real brother of Nabi Yusuf عليه السلام?

Answer : The name of the real brother of Nabi Yusuf عليه السلام was Bin Yaameen. [Roohul Ma'aani : 12/183]

Question : What did Nabi Yusuf عليه السلام see in his dream?

Answer : Nabi Yusuf عليه السلام saw the sun, the moon and eleven stars making sajdah before him in his dream.  
[Suratu Yusuf : 4]

Question : Which country did Nabi Yusuf عليه السلام rule over?

Answer : Nabi Yusuf عليه السلام ruled over Egypt. [Suratu Yusuf : 56]

Question : What was the name of the camel on which Nabi Muhammad صلى الله عليه وسلم made the Hijrah?

Answer : The name of the camel on which Nabi Muhammad صلى الله عليه وسلم made the Hijrah was called Qaswaa.  
[Tabqaat Ibnu Sa'ad : 1/492]

Question : Which Sahabi was known as the Lion of Allaah and His messenger ?

Answer : Hamzah رضي الله عنه was known as the Lion of Allaah and His messenger.  
[Mustadrak : 4881, Muhammad Bin Umar An Shuyookhihi]

Teach **25** Days in the **3<sup>rd</sup>** **4<sup>th</sup>** Month

Date

Teacher's signature

Parent's signature



# 4 - Islaamic Upbringing

[Islaamic Knowledge]



## Lesson 4

Question : Which Sahabi was known as the Mufasssir of the Qur'aan?

Answer : Abdullaah bin Abbaas رضي الله عنه was known as the Mufasssir of the Qur'aan?  
[Mustadrak : 6291, Abdullaah رضي الله عنه]

Question : What is the name of the famous graveyard in the city of Madinah?

Answer : The name of the famous graveyard in the city of Madinah is Jannatul Baqee.  
[Umdatul Qaari : 17/412]

Question : Who was the first Sahabi to be buried in Jannatul Baqee?

Answer : Uthmaan bin Madh'oon رضي الله عنه was the first Sahabi to be buried in Jannatul Baqee.  
[Al Isaabah : 4/461]

Question : What are those Sahabah called about whom our Nabi صلی اللہ علیہ وسلم gave the glad tiding of Jannah in a single gathering?

Answer : Those Sahabah about whom our Nabi صلی اللہ علیہ وسلم gave the glad tiding of entering Jannah in a single gathering are called Al-Asharatul Mubashara.  
[Tirmizi : 3748, Sa'eed Bin Zaid رضي الله عنه]

Question : Which was the first Masjid in Islaam?

Answer : The first Masjid in Islaam was the Quba Masjid.  
[Annakatul Uyoon : 2/402]

Question : Which Nabi conveyed Salaams to the Ummah of Nabi Muhammad صلی اللہ علیہ وسلم during the journey of Mi'raaj?

Answer : Nabi Ibrahim عليه السلام conveyed Salaams to the Ummah of Nabi Muhammad صلی اللہ علیہ وسلم during the journey of Mi'raaj.  
[Tirmizi : 3462, Abdullaah Bin Mas'ood رضي الله عنه]

Question : Who was the best Qaari from the Sahabah رضي الله عنهم ?

Answer : Ubay bin Ka'b رضي الله عنه was the best Qaari from the Sahabah رضي الله عنهم.  
[Tirmizi : 3791, Anas Bin Maalik رضي الله عنه]

Teach **25** Days in the **4<sup>th</sup>** **5<sup>th</sup>** Month Date

Teacher's signature

Parent's signature





## 4 - Islaamic Upbringing

[Speech and Du'aa]



### Definition

**Speech and Du'aa** : Addressing a gathering on a Deeni topic is called a Speech and asking from Allaah Ta'aala is called Du'aa.

### Words of Encouragement

**Qur'aan** : **خَلَقَ الْإِنْسَانَ ۖ عَلَّمَهُ الْبَيَانَ** [Suratur Rahman : 2,3]

Translation : He (Allaah) created man and taught him to speak.

**Hadeeth** : Nabi Muhammad ﷺ said, “Du'aa is the weapon of a believer.”  
[Musnadu Abi Ya'ala:1812, Jaabir Bin Abdullaah رَضِيَ اللَّهُ عَنْهُ]

It is the duty of every Muslim to pass the Deen on to others. An effective way of fulfilling this duty is by giving speeches. It is therefore necessary to learn the art of giving a speech on any Deeni topic so that the message of Deen can be passed on to others. As this duty can only be fulfilled with the help of Allaah Ta'aala it will be necessary to draw his help by making du'aa. Therefore it will also be necessary to learn the method of making du'aa and to continue asking Allaah Ta'aala for his help.

### Guideline for the Teacher

The purpose of teaching this topic is to create the ability in every student to confidently deliver a speech on any Deeni topic before a gathering from a young age. Teach this speech to the students during the first two months, thereafter they should take turns to deliver it before the class. They should also learn the Qur'aanic Du'aas with the translations.

## 4 - Islaamic Upbringing

[Speech and Du'aa]

### The Importance of Salaah

نَحْمَدُكَ وَنُصَلِّي عَلَى رَسُولِكَ الْكَرِيمِ . . . . . أَمَّا بَعْدُ

Allaah Ta'aala has created man to worship Him. The greatest of all acts of worship is salaah. A person performing salaah is actually talking to Allaah Ta'aala. When he goes into Sajdah, he becomes very close to Allaah Ta'aala. There are many places in the Qur'aan where Allaah Ta'aala commands us to establish salaah. In fact, salaah is such an important act of worship that Allaah Ta'aala called our Nabi ﷺ to the heavens. He gave him the command of salaah and made it fardh on every Muslim to perform it five times daily.

Nabi Muhammad ﷺ performed his salaah regularly, throughout his life. On his deathbed he reminded his followers to be regular with their salaah. Therefore we all need to perform our salaah regularly. May Allaah grant us all the ability to perform our daily five times salaah with regularity. Aameen!

وَآخِرُ دَعْوَانَا أَنِ الْحَمْدُ لِلَّهِ رَبِّ الْعَالَمِينَ

### Du'aa

رَبَّنَا ظَلَمْنَا أَنفُسَنَا وَإِن لَّمْ تَغْفِرْ لَنَا وَتَرْحَمْنَا

[Suratul-A'araaf : 23] لَنَكُونَنَّ مِنَ الْخَاسِرِينَ

**Translation:** "Oh Allaah! We have surely wronged ourselves and if You do not forgive us and show mercy to us, we will surely be of the losers."

## 4 - Islaamic Upbringing

[Seerah]

### Definition

**Seerah** : The life history of Nabi Muhammad ﷺ is called Seerah.

### Words of Encouragement

**Qur'aan:** لَقَدْ كَانَ لَكُمْ فِي رَسُولِ اللَّهِ أُسْوَةٌ حَسَنَةٌ [Suratul Ahzaab : 21]

**Translation:** Indeed, there is an excellent example for you to follow in the Messenger of Allaah.

**Hadeeth** : Nabi Muhammad ﷺ said, “None of you can be a true believer unless he loves me more than his parents, his children and all of mankind.” [Bukhaari : 15, Anas رَضِيَ اللَّهُ عَنْهُ]

Allaah Ta'aala has sent Nabi Muhammad ﷺ for the guidance of all mankind to come until the Day of Judgement. The life history of our Nabi ﷺ is a complete guide for us. It informs us of the various conditions in which Deen spread, the great difficulties our Nabi ﷺ had to bear to protect and pass it on and the help of Allaah Ta'aala experienced by him.

### Guidelines for the Teacher

Last year the seerah of our Nabi ﷺ was given in a question and answer form. The seerah of our Nabi ﷺ related to his life in Makkah is being presented in a paragraph form this year. Before teaching the students, it may be necessary to study authentic books written on seerah, by reliable scholars to gain more information regarding this topic. Each lesson should be read and explained to the students in simple words. Please ensure that all questions given at the end of each lesson are answered.

## 4 - Islaamic Upbringing

[Seerah]

### Lesson 1 *Before our Nabi ﷺ*

Over 1400 years ago when the world was in a bad condition. Stealing, telling lies, cheating, gambling, drinking wine and shameful behaviour became widespread. The world sunk in disbelief and there was no messenger to inform people of the manner in which they should please Allaah Ta'aala. All the messengers had passed away. The people of the world went against the command of Allaah Ta'aala, forgot the teachings of the messengers and strayed away from his path.

They followed their own wishes, people like themselves or the ways and customs of their families and tribes. They had changed the books of Allaah and mixed it up with their own ideas. People worshipped stones and devils, in whose names they made sacrifices, took vows and made various offerings. They worshipped anything from shrubs and trees to mountains and rivers, regardless of whether these were living or non-living. It may be said that there were as many different forms of worship and ways as there were people worshipping them.

All of this was a result of giving up the Deen of Allaah. Eventually, when the people of the world were completely lead astray, Allaah Ta'aala showed mercy and sent the leader of both the worlds, Nabi Muhammad ﷺ to guide them.

#### Questions:

- ① What was the condition of the world before Nabi Muhammad ﷺ?
- ② Why did Allaah send our Nabi ﷺ ?

Teach 8 Days in the 6<sup>th</sup> Month

### Lesson 2 *The birth of our Nabi ﷺ*

Our beloved Nabi ﷺ was born on a Monday, during the



## 4 - Islaamic Upbringing

[Seerah]

month of Rabee'ul Awwal in the year 571 A.D. This was the most blessed day for mankind. He was born in the famous Arabian city of Makkah, in which the House of Allaah, the Kabah is situated.

### Question:

- ① When and where was our Nabi ﷺ born?

Teach **2** Days in the **6<sup>th</sup>** Month

### Lesson 3 *The family of our Nabi ﷺ*

There were many tribes in Arabia. The most respected one was the tribe of Quraysh. All the tribes of Arabia respected them. They took care of the Kabah. It was in this tribe that Nabi Muhammad ﷺ was born.

Many famous people belonged to the Quraysh. One of them named Qusay, the chief of his tribe hosted all the people who arrived to perform Hajj and fed them for three days without any charge. One of his children, named Haashim, was highly respected by all the members of his tribe. He was also a very brave and generous man. Once, when a drought struck, he bought large amounts of grain with his own money and distributed it for free. He had many children, the most famous was Abdul Muttalib. He was also the chief of his tribe.

Arabia is a land where water is in short supply. The well of Zamzam was a great blessing of Allaah Ta'aala for the people of Makkah. As time passed it filled up with sand and became completely covered. In fact, no one even knew where it was located. Abdul Muttalib made much effort to locate the well and clear it. This made it easy for the people of Makkah to have water. Due to this great service the people of Makkah became more respectful to him.



## 4 - Islaamic Upbringing

[Seerah]

Abdul Muttalib also had many sons. The youngest and most beloved was Abdullaah who later became the father of our beloved Nabi ﷺ. Abdullaah married a noble lady Aaminah, who became the mother of our Nabi ﷺ. Abdullaah passed away a few days before our Nabi ﷺ was born.

On the birth of our Nabi ﷺ his grandfather, Abdul Muttalib was overjoyed. He left his house to see the little baby and took him in his lap. With great love, he carried the baby to the Kabah, where he made du'aa for him. He named the baby Muhammad ﷺ and after making the Aqeeqah on the seventh day, he invited everyone for a meal. "Why did you keep this name?" The people asked him. He replied, "Because I wish that this baby be praised throughout the world." Allaah Ta'aala fulfilled this wish of Abdul Muttalib.

May Allaah shower His special blessings and peace on our Nabi .

### Questions:

- ① Who was Haashim?
- ② Who located the well of Zamzam?
- ③ Why did Abdul Muttalib name our Nabi Muhammad?

Teach 10 Days in the 6<sup>th</sup> Month Date

Teacher's signature

ﷺ

Parent's signature

### Lesson 4 *The childhood of our Nabi ﷺ*

It was the custom of the people of Makkah to send their children to the countryside for upbringing. The mother of our Nabi ﷺ also sent him to the countryside, where he was brought up by Haleemah رضي الله عنها. She was a very virtuous lady who was called Haleemah Sa'diyyah because she belonged to the Banu Sa'ad tribe.

## 4 - Islaamic Upbringing

[Seerah]

She nursed our Nabi ﷺ who grew up in the fresh and vast countryside where he became a healthy child and learnt to speak pure Arabic. When he returned to his mother after two years, she was overjoyed to see him. Since there was a disease spreading in Makkah at that time, she had to send him back with Haleemah رضی اللہ عنہا .

Everyone who saw Nabi Muhammad ﷺ loved him and was happy to hear his sweet words. Nabi Muhammad ﷺ loved the children of Haleemah رضی اللہ عنہا and they loved him as well. They included him in their games and he also joined them when they went out to graze their goats.

Nabi Muhammad ﷺ returned to his mother when he was four years old. Extremely happy to have her child back, she showered her affection on him. When he was six years old, she took him to visit her family. However, she fell ill on the way and passed away. Nabi Muhammad ﷺ was now without the care of both parents.

The young Muhammad ﷺ was brought back to his grandfather, Abdul Muttalib by Ummu Ayman رضی اللہ عنہا . Abdul Muttalib was full of sorrow and knew that life and death were in the hands of Allaah and that no one can change his will.

Once Nabi Muhamaad ﷺ with his companions happened to pass by Abwa where his mother was buried. On seeing her grave he began to weep. The companions also wept.

### Questions:

- ① What was the custom in Makkah regarding new born babies?
- ② How did our Nabi ﷺ live with the children of Haleemah رضی اللہ عنہا ?
- ③ After how many years did Nabi Muhammad ﷺ return to his mother?

Teach **7** Days in the **7<sup>th</sup>** Month

## 4 - Islaamic Upbringing

[Seerah]

### Lesson 5 *The upbringing of our Nabi* ﷺ

Nabi Muhammad ﷺ's grandfather loved him very much and took the responsibility for his upbringing. He took care of our Nabi ﷺ with great love. When our Nabi ﷺ was eight years old his grandfather also passed away. On his deathbed, he handed him over to his son Abu Taalib.

Abu Taalib was the uncle of our Nabi ﷺ who also loved and showed great kindness and affection to him. He always kept our Nabi ﷺ close to himself and would not allow any harm to come to him. He even took our Nabi ﷺ along with him on his journeys.

#### Question

- ① How did Abu Taalib treat Nabi Muhammad ﷺ ?

Teach **3** Days in the **7<sup>th</sup>** Month

### Lesson 6 *The youth of our Nabi* ﷺ

Our beloved Nabi ﷺ grew up in the care of his uncle Abu Taalib until he became a young man. He was the most excellent youth who never fought with others, even though it was common for the youth of those times to fight. Nabi Muhammad ﷺ always kept away from sins while others drank wine, gambled and did all sorts of evil actions. On the other hand, he did good deeds like feeding the poor, helping servants and supporting the weak.

#### Question

- ① Describe the youth of Nabi Muhammad ﷺ.

Teach **2** Days in the **7<sup>th</sup>** Month

## 4 - Islaamic Upbringing

[Seerah]



### Lesson 7 *Our Nabi ﷺ as a businessman*

As Nabi Muhammad ﷺ's uncle, Abu Taalib, was a businessman, he also did business. Nabi Muhammad ﷺ had a good understanding of business and was an excellent businessman. He always spoke the truth and never went close to telling lies. He was also very trustworthy and dealt with people in a very honest manner. For these reasons he was known as As-Saadiq (the truthful) and Al-Ameen (the trustworthy). Everyone respected and trusted him so much that he was well known in every household as the most truthful and trustworthy.

#### Questions

- ① What titles did the people give Nabi Muhammad ﷺ?
- ② What was well known about Nabi Muhammad ﷺ in every household?

Teach 2 Days in the 7<sup>th</sup> Month

### Lesson 8 *The journey to Syria*

There was a wealthy woman in Makkah, named Khadeejah, who had become a widow. She had a successful business and would hire people to do business in exchange for a share in the profits. When she heard about the honesty and trustworthiness of Nabi Muhammad ﷺ she offered him to undertake a journey to trade her goods. Our Nabi ﷺ accepted the offer and travelled to Syria with her slave Maysarah. Nabi Muhammad ﷺ worked hard and conducted his business very intelligently and honestly.

#### Questions

- ① Who was Khadeejah رضى الله عنها ?
- ② What offer did she make to Nabi Muhammad ﷺ ?

Teach 3 Days in the 7<sup>th</sup> Month



## 4 - Islaamic Upbringing

[Seerah]

### Lesson 9 *Nabi Muhammad ﷺ's marriage*

Nabi Muhammad ﷺ returned from Syria with a large profit and gave a detailed account for everything. Khadeejah رضي الله عنها was a pious woman and was very pleased with the goodness she saw in Nabi Muhammad ﷺ. In addition to this, her slave Maysarah also gave her an excellent and eye-witness report about the honesty of Nabi Muhammad ﷺ and the kind and loving manner with which he treated the people.

Khadeejah رضي الله عنها was so impressed by the character of Nabi Muhammad ﷺ that she sent him a proposal for marriage. He accepted the proposal and took his uncle and other respectable people of the Quraysh to her house, where the marriage took place. Nabi Muhammad ﷺ was twenty-five years old at the time and Khadeejah رضي الله عنها was forty years of age.

#### Questions:

- ① What did Maysarah tell Khadeejah رضي الله عنها about Nabi Muhammad ﷺ?

Teach **3** Days in the **7<sup>th</sup>** Month

Date

Teacher's signature

Parent's signature

### Lesson 10 *Effort for peace and the decision about the Black Stone*

Once the Kabah was being rebuilt. The old walls were replaced. There was a black stone considered very blessed by everyone. It needed to be reset into its place in one of the walls of the Ka'bah. Everyone wanted the honour of setting it into its place and they almost began to fight with one another. Someone suggested that the first person to arrive at the Ka'bah the following day should be given the choice to decide who will have the honour. Allaah Ta'aala willed that the first person to arrive the following morning was no one other than Nabi Muhammad ﷺ. As everyone trusted and loved him, they were pleased to accept his



## 4 - Islaamic Upbringing

[Seerah]



decision. The decision that Nabi Muhammad ﷺ made was most wise. He took a sheet and placed the Black Stone in the center of it. Thereafter, he told the leaders of each tribe to hold an edge of the sheet. They lifted it up together and carried it to the place where the Black Stone was to be positioned. Nabi Muhammad ﷺ then lifted it off the sheet and put it into its position. In this manner, every tribe shared the honour of resetting the Black Stone.

### Questions:

- ① What happened when the time came to reset the Black Stone into the wall of the Ka'bah?
- ② What decision did Nabi Muhammad ﷺ make?

Teach **3** Days in the **8<sup>th</sup>** Month

## Lesson 11 *Nabi Muhammad ﷺ becomes a Nabi*

Close to Makkah, on a mountain there is a cave called Hira'a. Nabi Muhammad ﷺ used to take food and drink and go to this cave where he stayed for several days all alone. He spent his time in Ibaadah and thought deeply about the goodness of the people. He also looked for ways to stop the evil present at the time and to spread good and virtue. When his food ran out, he would return home to get more and go back to the cave.

It was at dawn on Sunday, 12th Rabe'ul Awwal, the angel Jibra'eel عليه السلام came to the cave and delivered the message of Allaah Ta'aala. This message is called Wahy, the revelation. Our Nabi ﷺ was 40 years old at the time. Jibra'eel عليه السلام gave our Nabi ﷺ the glad tidings of being the messenger of Allaah and requested him to read. Since it was not a custom amongst the Arabs to read and write, our Nabi ﷺ replied "I am not able to read". Jibra'eel عليه السلام hugged our Nabi ﷺ. This question was asked three times and each time our Nabi ﷺ gave the same reply. Finally Jibra'eel عليه السلام recited the following verse of Qur'aan "اقْرَأْ بِاسْمِ رَبِّكَ الَّذِي خَلَقَ"

## 4 - Islaamic Upbringing

[Seerah]

This first revelation placed the duty of Nubuwwah upon the shoulders of our Nabi ﷺ. As a result of which people wandering astray for so long would find the path of goodness, give up idol worshipping and devote themselves only to Allaah. This was a great duty to carry out. Nabi Muhammad ﷺ returned home shaken by the experience and told his wife Khadeeja رضى الله عنها what had happened. She immediately comforted him by saying, “Have no fear, Allaah will never destroy you. You are always doing good, giving charity, helping the poor, giving support to the orphans and widows, caring for guests, sharing the burden of others and giving moral strength to the broken-hearted. You have nothing to fear.”

### Questions

- ① What did Nabi Muhammad ﷺ do in the cave of Hira?
- ② How did Khadeejah رضى الله عنها comfort our Nabi Muhammad ﷺ?

Teach 7 Days in the 8<sup>th</sup> Month

## Lesson 12 *The message of Allaah*

Angel Jibra'eel عليه السلام brought the message of Allaah Ta'aala to Nabi Muhammad ﷺ. He began to preach and invite the people by requesting them to believe that Allaah is One. He creates, sustains and controls everything. Obey his commands and worship Him Alone. Believe that I am the Messenger of Allaah and follow my way. Stay away from all evil and do good so that Allaah Ta'aala may be pleased with you and grant you Jannah. On the other hand, Allaah Ta'aala dislikes those who do evil and will

## 4 - Islaamic Upbringing

[Seerah]

punish them in Jahannam.”

### Questions :

- ① What did Nabi Muhammad ﷺ preach to the people?

Teach **2** Days in the **8<sup>th</sup>** Month

### Lesson 13 *The first people to accept Islaam*

Good people accepted the message of Nabi Muhammad ﷺ. Abu Bakr Siddeeq رضى الله عنه, a close friend of our Nabi ﷺ was the first man to accept Islaam. Khadeejah رضى الله عنها, his devoted wife was the first woman to accept Islaam. Ali رضى الله عنه, his cousin was the first child to accept Islaam and Zaid رضى الله عنه, his slave was the first slave to accept Islaam. These four people were very close to Nabi Muhammad ﷺ and knew his excellent qualities. As soon as they were invited to Islaam, they accepted it. May Allaah be pleased with them all.

### Questions:

- ① Who were the first people to accept Islaam?

Teach **3** Days in the **8<sup>th</sup>** Month

### Lesson 14 *Addressing the people from a hill*

A few days later, Allaah Ta'aala commanded Nabi Muhammad ﷺ to warn his close relatives of the punishment for not accepting Islaam. To fulfill this command he went up a hill in Makkah known as Mount Safa where he invited his relatives and said to them, "I am on top of the hill and can see in all directions. You are at the bottom and cannot see on the other side of the hill. If I tell you that I can see an enemy on the other side that is about to attack you, would you believe me?"

## 4 - Islaamic Upbringing

[Seerah]

In one voice, all the people replied, “We shall certainly believe you because you are As-Saadiq and Al-Ameen and have never spoken a lie.” Nabi Muhammad ﷺ then said to them, “Oh people! This is an example only to explain to you. Remember, every soul will taste death. You will have to return to Allaah Ta’aala and account for all your deeds. If you do not accept Islaam and do good deeds you will be given a painful punishment. Remember, you can only see this world, while I can see the hereafter as well.”

Although the people knew that Nabi Muhammad ﷺ was speaking the truth, they refused to believe him and began to insult him. His uncle Abu Lahab insulted him the most and screamed, “This is what you called us for?”

### Questions:

- ① What did Nabi Muhammad ﷺ say to the people when he gathered them at the hill?
- ② What was the response of the people?

Teach 5 Days in the 8<sup>th</sup> Month

Date

Teacher's signature

Parent's signature

## Lesson 15 *The Deen of Allaah spreads*

As the Deen of Allaah gradually spread, the disbelievers grew worried and planned to stop it. Even though Nabi Muhammad ﷺ was alone with only a few supporters and no one to ready help him people were accepting Islaam. Concerned that the religion of their forefathers would be completely destroyed, they approached his uncle Abu Taalib.

They said, “O Abu Taalib! Your tribe is losing its honour. Stop your nephew from preaching towards the worship of one Allaah.



## 4 - Islaamic Upbringing

[Seerah]

He regards all our gods as false and says that we are foolish to worship Laat and Manaat. We cannot bear this any longer. You must do something to stop it.” Despite Abu Taalib’s effort to stop Nabi Muhammad ﷺ he went on preaching Islaam which continued to spread.

The disbelievers returned to Abu Taalib and warned him that if Nabi Muhammad ﷺ did not stop, his life would be in danger. Abu Taalib called our Nabi ﷺ and said, “Do not put me in to so much difficulty.” Calmly, without any fear, our Nabi ﷺ replied, “Dear uncle! This is a duty from Allaah. Even if these people place the sun in my right hand and the moon in my left hand I shall not stop fulfilling this duty.” Tears flowed from his eyes which affected the heart of Abu Taalib who said, “Alright, dear nephew! You may comfortably do as you please. I will not hand you over to them.”

### Questions

- 1 What did Abu Taalib say to Nabi Muhammad ﷺ ?
- 2 What was Nabi Muhammad ﷺ’s reply?

Teach **4** Days in the **9<sup>th</sup>** Month

## Lesson 16 *Hijrah to Abyssinia*

The disbelievers continued to trouble and torture Nabi Muhammad ﷺ and the Muslims. When these difficulties became too much to bear and the disbelievers did not allow the Muslims to recite the Qur'aan, worship Allaah, practise upon the Deen and invite others, Nabi Muhammad ﷺ said to them, “Dear companions! You had to bear many hardships for Deen. Those of you who wish, may now go to Najaashi, king of Abyssinia who is a good man. In Abyssinia, you will be able to practise your Deen in peace and will also have the opportunity to spread the Deen .”



## 4 - Islaamic Upbringing

[Seerah]

Many Muslims travelled to Abyssinia. Leaving one's home to go to another place for the sake of Deen is called Hijrah (migration).

However, the disbelievers would still not allow the Muslims to live in peace. They complained to Najaashi about the Muslims. Najaashi called the Muslims to his court. Ja'far رضي الله عنه, the brother of Ali رضي الله عنه and the leader of the Muslims in Abyssinia delivered an excellent speech before the king and his courtiers.

### Questions:

- ① Why did the Muslims make Hijrah to Abyssinia?
- ② What did Nabi Muhammad صلى الله عليه وسلم say to the Muslims?

Teach 5 Days in the 9<sup>th</sup> Month

### Lesson 17 *The speech of Ja'far رضي الله عنه*

Ja'far رضي الله عنه stood up and addressed the king thus, "Oh king! We were an ignorant people who worshipped idols, ate dead animals, behaved shamefully and were fighting with each other. The rich were cruel to the poor. We showed little respect for guests and were very unkind to our neighbours. The strong ill treated the weak. Allaah Ta'aala took pity on us and sent his messenger. He was well known for his excellent qualities. He showed us the right path, taught us to love each other and convinced us to give up idol worshipping. He commanded us to worship Allaah alone. He also encouraged us to be truthful, to fulfil our promises and to avoid all evil and sin. He stopped us from stealing the wealth of orphans and from being cruel to others. We accepted him as the messenger of Allaah and did as he advised, as a result of which our people became our enemies and began to harm us. We therefore left them and came to your land."

## 4 - Islaamic Upbringing

[Seerah]

Najaashi was very impressed with the speech of Ja'far عليه السلام and asked to hear the Qur'aan. He began to weep on hearing the Qur'aan. Thereafter, Najaashi sent the disbelievers away and treated the Muslims most kindly. He later on accepted Islaam. May Allaah be pleased with him.

Nabi Muhammad عليه السلام did not make Hijrah to Abyssinia. He remained in Makkah and continued to bear hardships. He visited every gathering and market place to invite towards Deen. He also preached to the people who came to Makkah for the Hajj. Through these tireless efforts, the Deen spread to other parts of Arabia.

### Questions:

- ① What did Ja'far عليه السلام say in his speech?
- ② What effect did the speech of Ja'far عليه السلام have on Najaashi?

Teach **7** Days in the **9<sup>th</sup>** Month

## Lesson 18

### *The Boycott*

Islaam was gradually spreading in Makkah. This trouble the disbelievers who decided to boycott our Nabi عليه السلام and the Muslims. They forced the Muslims to move to the valley of Abu Taalib. As a result the Muslims had to undergo great difficulties and hardships. They had no food or drink and the young and old, men and women were left to suffer from hunger and thirst. They remained in this valley for three years.

### Questions:

- ① What difficulties did the Muslims face in the valley of Abu Taalib?
- ② How many years were the Muslims forced to stay in the valley?

Teach **2** Days in the **9<sup>th</sup>** Month

## 4 - Islaamic Upbringing

[Seerah]

### Lesson 19 *The year of sorrow*

In the tenth year of prophethood, after the boycott was lifted from the Muslims, Abu Taalib, the uncle of our Nabi ﷺ passed away. The sorrow of his death was not yet over when his beloved and faithful wife, Khadeejah رضي الله عنها also passed away. These two deaths caused great grief and sorrow to our Nabi ﷺ. For this reason that year was named as the year of sorrow. In the presence of Abu Taalib and Khadeejah رضي الله عنها the disbelievers could not harm our Nabi ﷺ. After their deaths the disbelievers began causing more harm and difficulty to him.

#### Questions

- ① Why was the tenth year of prophethood named as the year of sorrow?
- ② What happened after Abu Taalib and Khadeejah رضي الله عنها passed away?

Teach 2 Days in the 9th Month

Date

Teacher's signature

Parent's signature

### Lesson 20 *The journey to Taa'if*

A long time had passed trying to spread Islaam in Makkah. The people were not prepared to listen to our Nabi ﷺ. They became his enemies and gave him great hardships. When the difficulties caused by the disbelievers increased, our Nabi ﷺ decided to go to Taa'if, a town fifty miles away to spread the message of Islaam. He hoped that the people of Taa'if would listen to him, accept Islaam and support him. However, he found the people of Taa'if to be unkind and unfriendly. They did not only refuse to accept Islaam but treated him harshly. They ordered the

## 4 - Islaamic Upbringing

[Seerah]

evil people of the town to swear and stone him. They stoned him to such an extent that our Nabi ﷺ was covered with blood. Despite this harsh treatment he did not curse them but continued to pray for their guidance. May Allaah Ta'aala shower his blessings and peace upon our beloved Nabi ﷺ.

### Questions:

- ① Why did Nabi Muhammad ﷺ travel to Taa'if?
- ② How did the people of Taa'if treat Nabi Muhammad ﷺ?

Teach **4** Days in the **10<sup>th</sup>** Month

### Lesson 21

### Mi'raaj

After returning from Taa'if our Nabi ﷺ carried on inviting the people of Makkah to Islaam. He had to bear many difficulties and hardships. Upon this Allaah Ta'ala decided to favour our Nabi ﷺ by calling him to the heavens where the great event of Mi'raaj took place.

One night, in the tenth year of prophethood, our Nabi ﷺ was resting at the house of his aunt, Umme Haani ﷺ. The angel Jibra'eel عليه السلام came and gave him the good news of Mi'raaj. He brought a speedy animal called Buraaq on which our Nabi ﷺ travelled from Makkah to Baitul-Maqdis and from there to the seven heavens. During this journey he saw Jannah and Jahannam and was brought into the presence of Allaah Ta'ala who

## 4 - Islaamic Upbringing

[Seerah]

gave him the gift of five salaahs. Thereafter, our Nabi ﷺ returned to Makkah on the same Buraaq.

### Questions

- ① Explain the event of Mi'raaj in detail?
- ② What was the name of the animal that our Nabi ﷺ rode during Mir'raaj?
- ③ What gift was given to our Nabi ﷺ during this journey?

Teach **4** Days in the **10<sup>th</sup>** Month

## Lesson 22

### *The hijrah to Madeenah Munawwarah*

Madeenah is a well known city in Arabia about 455 kilometers from Makkah. Some of the people of Madeenah were idol worshippers and some were jews. The idol worshippers were further divided into two tribes, the Aws and the Khazraj. The people of Madeenah used to come to Makkah to perform Hajj every year. Our Nabi ﷺ used to secretly meet them and invite them to Islaam. They were good people and listened attentively. Many of them accepted the message and Islaam spread to Madeenah.

Nabi Muhammad ﷺ spent thirteen years preaching Islaam in Makkah. No one was even prepared to listen to him. They continued to harm and cause difficulty to him. Eventually, the disbelievers gathered one night and planned to kill our Nabi and extinguish the light of Islaam. These evil people decided that a person from each tribe should surround his house and attack him together when he came out. Allaah Ta'aala informed our Nabi ﷺ about their evil plan. That night he asked Ali ﷺ to sleep in



## 4 - Islaamic Upbringing

[Seerah]

his place and return the things that people had given our Nabi ﷺ to keep. He left his house reciting the verses of the Qur'aan and threw a handful of sand towards them. Allaah Ta'aala put a veil on their eyes and they could not see him leaving.

Our Nabi ﷺ left Makkah with his true friend, Abu Bakr رضي الله عنه. They hid in the cave of Thowr which was on a mountain near Makkah. The disbelievers searched for them and sent their spies far and wide to look for them. One of the disbelievers even reached the mouth of the cave. Abu Bakr رضي الله عنه became worried. Our Nabi ﷺ said to him "Do not worry Allaah is with us." Allaah Ta'aala protected them in such away that he could not see them at all.

After three days our Nabi ﷺ left for Madeenah. The people of Madeenah had been waiting for many days for his arrival. They were overjoyed to see him. The little girls of Madeenah sang poems to welcome him. Everyone wanted Nabi Muhammad to be stay at their house. Our Nabi ﷺ told the people of Madeenah that he will leave his camel loose and would stay at the house of that person in front of which the camel sat down. Abu Ayyoob Ansari رضي الله عنه had the honour of taking our Nabi ﷺ to his house.

### Questions

- ① Where is Madeenah and which type of people lived there?
- ② When was our Nabi ﷺ ordered to make Hijrah?
- ③ What decision did the disbelievers make regarding our Nabi ﷺ ?
- ④ Briefly describe the journey to Madeenah?

Teach 12 Days in the 10<sup>th</sup> Month

Date

Teacher's signature

Parent's signature



## Definitions

**Deen made easy** : Deen is to lead our lives according to the commands of Allaah Ta'ala and the sunnah way of Nabi Muhammad ﷺ.

## Words of Encouragement

**Hadeeth** : Nabi Muhammad ﷺ said, “Deen is easy.”  
 [Sho'abul Imaan : 3881, Abu Hurairah رضى الله عنه]

The success of all mankind both in this world and the hereafter is in practising Deen. Deen is our great necessity just as water and air. Therefore, it is the duty of every Muslim to learn and practise Deen. Allaah Ta'aala had made Deen so easy that every person can practise upon it.

Deen has five branches. There are Imaaniyaat (faith), Ibaadaat (acts of worship), Mu'aamalaat (business dealings) Mu'aasharah (social life) and Akhlaaqiyaat (good character). The promise from Allaah Ta'ala of success in Deen depends on Deen being present in all five branches of life.

## Guidelines for the teacher

Keeping in mind the Deeni upbringing of the students, we have explained that besides performing salaah and fasting, to lead our entire lives according to the commandments of Allaah Ta'ala and the way of Nabi Muhammad ﷺ is also Deen.

Explain to the students that :

- **Imaaniyaat (faith)** are things that one should sincerely believe in.



# 4 - Islaamic Upbringing

[Deen made easy]

**Imaaniyaat**

(Faith)

**Ibaadaat**

(Acts of worship)

**Mu'aamalaat**

(Business dealings)

**Mu'aasharah**

(Social life)

**Akhlaaqiyaat**

(Good character)

- **Ibaadaat (acts of worship)** are to perform salaah, to fast, to pay zakaah and to perform hajj etc.
- **Mu'aamalaat (business dealings)** are the ways of conducting our transactions like buying and selling.
- **Mu'aasharah (social life)** is the manner of behaving with the people one frequently meets.
- **Akhlaaqiyaat (good character)** are the inner qualities of a person, i.e. to be good, to be truthful etc.

The Ahaadeeth mentioned under the subject “Hifzul-Hadeeth” are kept in mind for the preparation of these lessons. These lessons are to be memorized and the five branches of Deen are to be instilled in the minds of the students.

**Allaah Ta'ala has placed the success of all mankind in this world and the hereafter in Deen and there are five branches of Deen:**

**1**

**Imaaniyaat**

(Faith)

**2**

**Ibaadaat**

(Acts of worship)

**3**

**Mu'aamlaat**

(Business dealings)

**4**

**Mu'aasharah**

(Social life)

**5**

**Akhlaaqiyaat**

(Good character)

To fulfill the commands of Allaah Ta'ala as shown to us by Nabi Muhammad ﷺ in all these branches is called Deen.



## Lesson 1 Hadeeth (11) On Imaaniyaat

إِذَا سَأَلْتَ فَاسْأَلِ اللَّهَ

[Tirmizi : 2516, Ibnu Abbaas رَضِيَ اللَّهُ عَنْهُمَا]

**Translation:** When you need to ask, ask from Allaah.

- Nobody can give anyone, anything without the will of Allaah.
- Allaah Ta'aala is pleased when someone asks from him.
- Whenever we need to ask we should ask only from Allaah Ta'aala.

Teach **10** Days in the **6<sup>th</sup>** Month

## Lesson 2 Hadeeth (12) On Ibaadaat

أَفْضَلُ الْأَعْمَالِ عِنْدَ اللَّهِ الصَّلَاةُ فِي أَوَّلِ وَقْتِهَا

[Daaru Qutni : 1/247, Umme Farwah رَضِيَ اللَّهُ عَنْهَا]

**Translation :** "The best action in the sight of Allaah is salaah at its earliest time."

- A person gains closeness to Allaah through salaah.
- One should prepare for salaah as soon as its time sets in.
- Allaah is displeased with one who delays in performing salaah.

Teach **10** Days in the **6<sup>th</sup>** Month

Date

Teacher's signature

Parent's signature



## 4 - Islaamic Upbringing

[Deen made easy]

Imaaniyaat

(Faith)

Ibaadaat

(Acts of worship)

Mu'aamalaat

(Business dealings)

Mu'aasharah

(Social life)

Akhlaaqiyaat

(Good character)

### Lesson 3 Hadeeth (13) On Mu'aamlaat

طُوبَى لِمَنْ كَسَبَهُ

[Mu'ajamul Kabeer : 4616, Rakkbil Misri رحمه الله]

**Translation :** "Goodness is for he whose earning is halaal."

- Halaal earnings are full of Barakah.
- To earn halaal wealth is an act of worship.
- To earn halaal wealth gives one the ability to carry out act of worship.

Teach **10** Days in the **7<sup>th</sup>** Month

### Lesson 4 Hadeeth (14) On Mu'aasharah

إِذَا دَخَلْتُمْ بَيْتًا فَسَلِّمُوا عَلَى أَهْلِهِ

[Sho'abul Imaan : 8845, Qataadah رحمه الله]

**Translation :** When you enter a home make salaam to its people.

- Wherever you go begin with salaam.
- When you enter your home greet with salaam
- Make salaam to everyone, whether you know them or not.

Teach **10** Days in the **7<sup>th</sup>** Month

Date

Teacher's signature

Parent's signature

Deen made easy





## Lesson 5 Hadeeth (15) On Akhlaaqiyaat

[Muslim : 303, Huzaifa رضي الله عنه] لَا يَدْخُلُ الْجَنَّةَ نَبَأٌ

**Translation :** "A telltale will not enter Jannah."

- Telling tales is a big sin.
- Everyone dislikes those who telltales.
- Allaah will not allow a telltale to enter Jannah.

Teach 10 Days in the 8<sup>th</sup> Month

## Lesson 6 Hadeeth (16) On Imaaniyaat

أَحْسَنُ الْكَلَامِ كَلَامُ اللَّهِ

[Nasai : 1311, Jaabir رضي الله عنه]

**Translation :** "The best speech is the word of Allaah"

- The Qur'aan is the last book of Allaah .
- Allaah Ta'aala revealed the Qur'aan for the guidance of mankind.
- One will be rewarded for reading and listening to the Qur'aan.

Teach 10 Days in the 8<sup>th</sup> Month

Date

Teacher's signature

Parent's signature



## 4 - Islaamic Upbringing

[Deen made easy]

Imaaniyaat

(Faith)

Ibaadaat

(Acts of worship)

Mu'aamalaat

(Business dealings)

Mu'aasharah

(Social life)

Akhlaaqiyaat

(Good character)

### Lesson 7 Hadeeth (17) On Ibaadaat

الدُّعَاءُ سِلَاحُ الْمُؤْمِنِ

[Musnadu Abu Ya'ala : 1812, Jaabir رضي الله عنه]

**Translation :** "Du'aa is the weapon of a believer"

- To make du'aa is an act of worship.
- Allaah Ta'aala becomes please with he who makes du'aa.
- Allaah Ta'aala becomes displeases with he who does not make du'aa.

Teach 10 Days in the 9<sup>th</sup> Month

### Lesson 8 Hadeeth (18) On Mu'aamlaat

مَنْ ادَّعَى مَا لَيْسَ لَهُ فَلَيْسَ مِنَّا

[Muslim : 226, Abu Zar رضي الله عنه]

**Translation :** Whoever claims for himself what is not his, is not from us (Muslims).

- Good children do not take things that belong to others.
- To take things that belong to others without permission is a very bad habit.
- If one needs a thing that belong to someone, he should take it only with permission.

Teach 10 Days in the 9<sup>th</sup> Month

Date

Teacher's signature

Parent's signature

Deen made easy



## Lesson 9 Hadeeth (19) On Mu'aasharah

رَضِيَ الرَّبُّ فِي رِضَى الْوَالِدِ

[Tirmizi : 1899, Abdullaah Bin 'Amr رَضِيَ الرَّبُّ فِي رِضَى الْوَالِدِ]

**Translation** : “The pleasure of Allaah is the pleasure of the father.

- To disobey one's parents is a big sin.
- Allaah is pleased with he who pleases his parents.
- Allaah is displeased with he who displeases his parents.

Teach **10** Days in the **10<sup>th</sup>** Month

## Lesson 10 Hadeeth (20) On Akhlaaqiyaat

إِنَّ اللَّهَ رَفِيقٌ يُحِبُّ الرَّفْقَ

[Bukhaari : 6927, Aayesha إِنَّ اللَّهَ رَفِيقٌ يُحِبُّ الرَّفْقَ]

**Translation** : Indeed! Allaah Ta'aala is gentle and loves gentleness.

- To be gentle is a very good habit.
- We should meet everyone with love and gentleness.
- Allaah Ta'aala dislikes harshness.

Teach **10** Days in the **10<sup>th</sup>** Month

Date

Teacher's signature

Parent's signature

## 5 - Language

[Arabic]



### Definitions

**Arabic :** Arabic is the language spoken by the Arabs.

### Words of Encouragement

**Qur'aan:**

إِنَّا أَنْزَلْنَاهُ قُرْآنًا عَرَبِيًّا

[Suratu Yusuf : 2]

**Translation :** Indeed, We have revealed the Qur'aan in the Arabic language.

Every Muslim should have a deep love for the Arabic language. He should make an effort to learn it because it is the language of Islaam, the language of the Qur'aan, the language of our Nabi ﷺ and the language of the people of Jannah.

### Guidelines for the Teacher

Tens and the days of the week have been included in this year's syllabus. This short syllabus may be taught in the first month. To create an interest to learn the Arabic language in the students teach these simple words collectively. The last letter of every word is to be changed into a Saakin. For example, the word "عَشْرَةٌ ('Asharatun)" is to be read as "عَشْرَةٌ ('Asharah)". When revising the sequence of the words should be changed.





# 5 - Language

[Arabic]



## Lesson 1

## عَشْرَاتٌ Tens

Twenty

عِشْرُونَ

Ten

عَشْرَةٌ

Forty

أَرْبَعُونَ

Thirty

ثَلَاثُونَ

Sixty

سِتُّونَ

Fifty

خَمْسُونَ

Eighty

ثَمَانُونَ

Seventy

سَبْعُونَ

Hundred

مِائَةٌ

Ninety

تِسْعُونَ

Teach 10 Days in the 1<sup>st</sup> Month

## Lesson 2 Days of the Week أَيَّامُ الْأُسْبُوعِ

Monday

يَوْمُ الْإِثْنَيْنِ

Sunday

يَوْمُ الْأَحَدِ

Wednesday

يَوْمُ الْأَرْبَعَاءِ

Tuesday

يَوْمُ الثُّلَاثَاءِ

Friday

يَوْمُ الْجُمُعَةِ

Thursday

يَوْمُ الْخَمِيسِ

Saturday

يَوْمُ السَّبْتِ

Teach 10 Days in the 1<sup>st</sup> Month

Date

Teacher's signature

Parent's signature



## 5 - Language

[Urdu]

رات کو سونے سے  
پہلے چراغ بجھا دو  
اور دروازہ بند کر دو

### *Definitions*

**Urdu** : The language generally spoken by the Muslims of India is called Urdu.

### *Words of Encouragement*

Urdu is an excellent and sweet language. Our pious elders have written many books explaining the meanings of the Qur'aan and Hadeeth in simple words. To understand and benefit from these books it important that we learn the Urdu language. Therefore, we should make an effort to learn to read, write and speak the Urdu language.

### *Guidelines for the Teacher*

Six letter, seven letter and eight letter words have been included in this year's syllabus. The meanings of difficult words have been given at the end of each lesson. The meanings of these words should also be taught to the students.

Learning to read and write Urdu has to be done simultaneously. Therefore a few writing exercises have been given in this year's syllabus. Demonstrate the way of writing single words on the blackboard. If time permits, allow the students to practise writing in class or else give them homework. Questions at the end of the book are with regards to words and their meanings. It is therefore necessary to evaluate the reading and writing of the students from their books.

رات کو سونے سے  
پہلے چراغ بجھا دو  
اور دروازہ بند کر دو

## 5 - Language

[Urdu]



### Lesson 1

### چھ حروف کے الفاظ ①

عمید گاہ	سخت دلی	رحم دلی	آسمان
دروازہ	اندیشہ	خانقاہ	درس گاہ
چاندنی	پیغمبر	شرمندہ	کفارہ
مسلمان	ایمانی	اسلامی	بیماری
قلمدان	میزبان	پہلوان	مہربان
مددگار	ہوشیار	قربانی	بادشاہ

○ سخی مسلمان ○ اسلامی جھنڈا ○ مہربان پیغمبر

○ ایمانی جذبہ ○ جنت کا دروازہ ○ گناہ کا کفارہ

رات کو سونے سے پہلے چراغ بجھا دو اور دروازہ بند کر دو۔ مسلمان وہ ہے جس کی زبان اور ہاتھ سے دوسرے مسلمان کو تکلیف نہ پہنچے۔ تم زمین والوں پر رحم کرو، آسمان والا تم پر رحم کرے گا۔

اندیشہ: خوف۔ کفارہ: گناہ یا خطا کا بدلہ۔ میزبان: دعوت کرنے والا، مہمان کو کھانا کھلانے والا۔  
قلمدان: قلم دوات رکھنے کے لیے چھوٹا سا باکس۔

Teach 14 Days in the 2<sup>nd</sup> Month

Lesson 2

۲

اشتہار

اختیار

انتظام

امتحان

مصافحہ

معاملہ

اعتکاف

اعتبار

احتیاط

ملاقات

پل صراط

مطالعہ

پابندی

ہمدردی

عبادات

حکایات

شیرینی

تراویح

سوداگر

حلوائی

○ گہری ملاقات

○ اچھا انتظام

○ آسان امتحان

○ رمضان کا اعتکاف

○ تھوڑا اعتبار

○ پورا اختیار

○ پل صراط کا منظر

○ مکتب کی پابندی

○ تراویح کی نماز



امتحان قریب ہے۔ احتیاط سے کام کرو۔ پڑھنے کا انتظام کرو۔ پڑھنے سے پہلے مطالعہ کرو۔ مکتب پابندی سے آؤ۔ رمضان میں تراویح پڑھنا سنت ہے۔ جب بھی دو مسلمان ملاقات کرتے اور مصافحہ کرتے ہیں تو ان کے جدا ہونے سے پہلے پہلے دونوں کے گناہ معاف ہو جاتے ہیں۔

اشتہار: اعلان۔ اعتبار: بھروسہ۔ اعتکاف: عبادت کے لیے مسجد میں بیٹھنا۔ مصافحہ: ملاقات کے وقت ہاتھ سے ہاتھ ملانا۔ مطالعہ: کتاب کو غور سے پڑھنا۔ پل صراط: وہ پل جس سے قیامت کے دن اچھے برے سب گزریں گے۔ سوداگر: تاجر، بیوپاری۔ شیرینی: مٹھائی۔

Teach 14 Days in the 2nd 3rd Month

Date

Teacher's signature

Parent's signature

## Lesson 3

## سات حروف کے الفاظ

استغفار	زمین دار	پیداوار	امیدوار
جگمگانا	ٹمٹمانا	خیر خواہ	روزہ دار
تن درستی	رہنمائی	خوش قسمت	شامیانہ
○ ننھار روزہ دار	○ رحم دل زمین دار	○ پرانا امیدوار	
○ ستاروں کا جگمگانا	○ چراغوں کا ٹمٹمانا	○ خوش قسمت بچہ	

○ پیداوار اچھی ہوئی	○ بندے نے استغفار کیا
○ نبی نے رہنمائی کی	○ روشنائی گاڑھی ہے
○ شامیانہ تانا گیا	○ تن درستی اچھی ہے

پیارے نبی ﷺ روزانہ ستر مرتبہ سے زیادہ توبہ و استغفار کرتے تھے۔

روزہ دار کے منہ کی بوالہ تعالیٰ کے نزدیک مشک کی خوشبو سے بھی بہتر ہے۔

استغفار: اللہ تعالیٰ سے گناہوں کی معافی چاہنا۔ **خیر خواہ**: بھلائی چاہنے والا۔ **عثماننا**: ہلکی روشنی دینا۔  
**جگمگانا**: چمکنا، روشن ہونا۔ **شامیانہ**: کپڑے کا نیمہ۔

Teach 15 Days in the 3<sup>rd</sup> 4<sup>th</sup> Month

Date

Teacher's signature

Parent's signature

## Lesson 4

## آٹھ حروف کے الفاظ

پرہیزگار

ایمان دار

دستر خوان

امانت دار

دانش مندی

کارگزاری

غیر حاضری

تہجد گزار

① سچا اور امانت دار تاجر قیامت کے دن نبیوں، صدیقیوں اور شہیدوں کے ساتھ ہوگا۔

② دسترخوان بچھا کر کھانا سنت ہے۔

③ پرہیزگار لوگ جنت کے باغوں اور چشموں میں رہیں گے۔





۴) بے اجازت غیر حاضری کرنا دانش مندی کی بات نہیں۔

۵) ایمان دار آدمی کی ہر جگہ قدر کی جاتی ہے۔

۶) مکتب کے ذمہ دار نے اچھی کارگزاری دی۔

امانت دار: امانت رکھنے والا، امین۔ پرہیزگار: نیک۔ تہجد گزار: آدھی رات کے بعد نفل نماز پڑھنے والا۔  
دانش مندی: ہوشیاری، عقل مندی۔

Teach 11 Days in the 4<sup>th</sup> Month

Lesson 5

دنوں کے نام

سات دن کا ایک ہفتہ کہلاتا ہے:

جمعہ	جمعرات	بدھ	منگل	پیر	اتوار	سنپچر
آدینہ	پنج شنبہ	چار شنبہ	سہ شنبہ	دوشنبہ	یک شنبہ	شنبہ

۱) جمعہ کا دن ہمارے لیے ہفتہ کی عید ہے۔

۲) رسول اللہ ﷺ جمعرات ہی سے جمعہ کی تیاری شروع کر دیتے تھے۔

۳) آئندہ یک شنبہ کو مکتب کا جلسہ ہوگا۔

۴) دوشنبہ، سہ شنبہ اور چہار شنبہ کو بقر عید کی تعطیل ہوگی۔

۵) آئندہ آدینہ کے دن احمد بھائی حج کے لیے جائیں گے۔

۶) پیر کے دن ہمارا امتحان شروع ہوگا۔

Teach 10 Days in the 4<sup>th</sup> 5<sup>th</sup> Month

Date

Teacher's signature

Parent's signature



## Lesson 6

## مسجد نبوی

ذرا دیکھیے! آپ کے سامنے مسجد کی ایک تصویر ہے۔ کیا آپ کو معلوم ہے، یہ کس مسجد کی تصویر ہے؟ یہ ہمارے پیارے نبی ﷺ کی مسجد ہے۔ یہ مسجد مدینہ منورہ میں ہے، آپ کو اس مسجد کا واقعہ معلوم ہے؟



اس کا واقعہ یہ ہے کہ جب پیارے نبی ﷺ نے لوگوں کو اللہ کی طرف بلانا شروع کیا، تو لوگ آپ کے دشمن ہو گئے، آپ ﷺ پر اور آپ کے صحابہ پر ظلم و ستم کے پہاڑ ڈھانے لگے، تو اللہ تعالیٰ کے حکم سے آپ ﷺ نے مکہ مکرمہ سے مدینہ منورہ کی طرف ہجرت فرمائی، اور آپ ﷺ کے جاں نثار صحابہ نے بھی ہجرت فرمائی۔

ہجرت کے بعد آپ ﷺ کو مدینہ میں ایک مسجد کی ضرورت محسوس ہوئی، کیونکہ مسلمان بستی کے لیے مسجد بہت ضروری ہے، اسلامی زندگی کی چکی مسجد کے ارد گرد گھومتی ہے، یہیں سے پوری آبادی کی فکر کی جاتی ہے، آبادی کے مسلمانوں کی دینی ضروریات بھی بڑی سہولت سے مسجد ہی سے پوری ہو جاتی ہے۔ ابو ایوب انصاری رضی اللہ عنہ کے مکان کے قریب دو یتیم بچوں



کی ایک زمین تھی۔ ان میں سے ایک کا نام سہل اور دوسرے کا سہیل تھا۔ آپ ﷺ نے اس جگہ کو مسجد کے لیے پسند فرمایا: اور دونوں بھائیوں سے زمین کی قیمت پوچھی۔ بھلا یہ بچے قیمت کہاں لینے والے تھے؟ ان کا جذبہ تو یہ تھا کہ اپنا گھر بار اور سارا مال و دولت اللہ اور اس کے رسول کے لیے لٹا دیں۔

سہل اور سہیل نے کہا: اللہ کے رسول! ہم یہ زمین اللہ کے لیے دیتے ہیں، ہمیں کوئی قیمت نہیں چاہیے۔

لیکن اللہ کے رسول ﷺ یتیم بچوں کی چیز کیسے لے سکتے تھے؟ آپ ﷺ تو سب کے لیے رحمت بن کر آئے تھے، لہذا آپ ﷺ نے ان کی **حوصلہ افزائی** کی اور قیمت ادا کر دی۔

اب مسجد کی تعمیر شروع ہو گئی، اللہ کے رسول ایک **معمار** کی طرح کام کرتے، پتھر اٹھا اٹھا کے لاتے اور یہ الفاظ زبان پر جاری رہتے۔

اللَّهُمَّ لَا خَيْرَ إِلَّا الْخَيْرُ الْأَجْرَهُ  
فَاغْفِرْ إِلَّا نَصْرًا وَ الْمُهَاجِرَهُ  
اے اللہ خیر و بھلائی تو آخرت ہی کی ہے  
انصار اور مہاجرین کی تو مغفرت فرما دے

پھر کیا تھا، مدینہ کے جاں نثار انصار اور مکہ کے **جاں باز** مہاجرین سب ٹوٹ پڑے اور سب کے سب مزدور اور معمار کی طرح کام کرنے لگے، اس طرح سب کی قربانی اور **جاں فشانی** کے بعد مسجد نبوی کی تعمیر ہوئی۔ یہی وہ مسجد ہے جس کے بارے میں پیارے نبی ﷺ نے فرمایا: اس مسجد میں نماز پڑھنے کا ثواب چچاس ہزار نمازوں کے برابر ہے۔

**ظلم و ستم کے پہاڑ ڈھانا:** بہت زیادہ تکلیف پہنچانا۔ **جاں نثار:** جان قربان کرنے والا، وفادار۔  
**حوصلہ افزائی:** ہمت بڑھانا۔ **معمار:** عمارت بنانے والا، مستری۔ **جاں باز:** جان پر کھیل جانے والا، بہادر۔  
**جاں فشانی:** محنت، کوشش۔

Teach	20 Days in the	5 <sup>th</sup>	6 <sup>th</sup> Month	Date	Teacher's signature	Parent's signature
-------	----------------	-----------------	-----------------------	------	---------------------	--------------------

Lesson 7

نہا نمازی

وہ ہو چلا سویرا وہ رات جا رہی ہے وہ صبح کی اذان کی آواز آ رہی ہے

امی اٹھو سفیدی ہر سمت چھا رہی ہے اے میری اچھی امی! اے میری پیاری امی!

ابو کے ساتھ مسجد، جاؤں گا آج میں بھی

چولھے پہ **دیگی** میں پانی ذرا چڑھا دو دانتوں کو صاف کر لوں، مسواک بھی اٹھا دو

کیسے کروں وضو میں، اچھی طرح بتا دو کپڑے بھی صاف ستھرے، پہنا دو جلدی جلدی

ابو کے ساتھ مسجد، جاؤں گا آج میں بھی

یہ نرم نرم سوئٹر، یہ گرم گرم ٹوپی **دستانے** بھی ہیں اونی، **جراب** بھی ہیں اونی

مفلر بھی ہے نیا سا، چادر بھی خوب موٹی سردی نہیں لگے گی، سچ کہہ رہا ہوں امی

ابو کے ساتھ مسجد، جاؤں گا آج میں بھی

جب فرض **باجماعت**، میں پڑھ چکوں گا امی پھر دونوں ہاتھ اٹھا کر مانگوں گا میں دعا بھی

ساری برائیوں سے مجھ کو بچا الہی بن جاؤں میں نمازی، بن جائیں سب نمازی

اے میری اچھی امی! اے میری پیاری امی!

ابو کے ساتھ مسجد، جاؤں گا آج میں بھی

**دیگی**: پتیلی، پکانے کا چھوٹا برتن۔ **دستانہ**: ہاتھ میں پہننے کا بنا ہوا، یا چڑے کا غلاف۔

**جراب**: موزہ۔ **باجماعت**: جماعت کے ساتھ۔

Teach 16 Days in the 6<sup>th</sup> 7<sup>th</sup> Month

Date

Teacher's signature

Parent's signature

Lesson 8

سچائی میں نجات

حضرت سید عبدالقادر گیلانی رحمۃ اللہ علیہ کا نام تو آپ نے سنا ہوگا، بہت بڑے عالم اور ولی گذرے ہیں، وہ ”گیلان“ کے رہنے والے تھے، اسی لیے ان کے نام کے ساتھ گیلانی بھی لکھا جاتا ہے۔ آپ ابھی بچے ہی تھے کہ باپ کا انتقال ہو گیا، بچپن ہی سے پڑھنے لکھنے کے بہت شوقین تھے، سنا کرتے تھے کہ ”بغداد“ شہر میں بہت اچھے اچھے عالم ہیں۔

اپنے شہر کے مدرسوں سے تعلیم حاصل کرنے کے بعد ”بغداد“ جانے کا شوق ہوا، اپنی امی سے کہا کہ مجھے پڑھنے کے لیے بغداد بھیج دیجیے، وہ تیار ہو گئیں۔

اُس زمانے میں ریل، موٹر اور بسیں نہیں تھیں، لوگ اونٹ اور گھوڑوں پر یا پیدل سفر کیا کرتے تھے، راستے میں لوٹ مار کا خطرہ رہا کرتا تھا، اس لیے بہت سے آدمی ایک ساتھ سفر کیا کرتے تھے، ہل جمل کر سفر کرنے والے کو ”قافلہ“ کہتے ہیں۔

بغداد جانے والے ایک قافلے کے ساتھ ان کا جانا طے ہوا، چلتے وقت امی نے چالیس دینار (سونے کے سکے) ان کے لباس میں بغل کے نیچے سی دیئے، تاکہ چوری سے محفوظ رہیں، اور نصیحت کر دی کہ ”بیٹا! کیسی بھی مصیبت آئے، چاہے جان کا خطرہ ہو، کبھی جھوٹ نہ بولنا؛ ہمیشہ سچ بولنا۔“

قافلہ روانہ ہوا، وہ بھی ساتھ تھے، ایک دن راستے میں ڈاکوؤں نے سارے قافلے کو لوٹ لیا۔ ایک ڈاکو نے ان سے بھی پوچھا: کچھ تمہارے پاس بھی ہے؟ انہوں نے کہا: ہاں، ڈاکو سمجھا کہ مذاق کر رہا ہے، وہ دوسری طرف چلا گیا، اسی طرح کئی ڈاکوؤں نے پوچھا، آپ نے سب کو ایک ہی جواب دیا، آخر کار ڈاکوؤں کے سردار تک بات پہنچی، اس نے اپنے سامنے بلا کر پوچھا: تمہارے پاس کیا ہے؟ آپ نے فرمایا: میرے پاس چالیس دینار ہیں۔ سردار نے کہا: کہاں ہیں؟ آپ نے فرمایا: یہ دیکھئے میرے لباس میں سے ہوتے ہیں۔ ڈاکوؤں نے کپڑا پھاڑ کر دیکھا تو سچ مچ چالیس دینار نکلے! اس پر ڈاکوؤں کا سردار سخت



## 5 - Language

[Urdu]

حیران ہوا اور پوچھا: کیوں بیٹے! جس چیز کو تم نے گم ہونے کے ڈر سے اتنا چھپا کر رکھا تھا، ہمارے پوچھنے پر کیوں بتا دیا؟ آپ نے فرمایا: امی نے چلتے وقت تاکید کر دی تھی کہ کیسی ہی آفت پڑے کبھی جھوٹ نہ بولنا، میں امی کی بات کو کیسے بھول جاتا۔

بچے کی اس بات کا سردار پر بہت اثر ہوا، اس نے سوچا کہ اتنے سے بچے کو اپنی امی کے حکم کا اتنا خیال ہے، اور میں ہوں کہ اللہ اور اس کے رسول کے حکم کے خلاف ڈاکہ مارتا پھرتا ہوں۔ فوراً سردار اور اس کی ٹولی کے تمام ڈاکوؤں نے توبہ کی، تمام لوٹا ہوا مال قافلہ کو واپس کر دیا اور سب نیک بن گئے۔

پیارے بچو! ہمیں یہ سبق ملتا ہے کہ ہمیں ہمیشہ سچ بولنا چاہیے، سچ بولنے سے ہی ہم پریشانیوں سے چھٹکارا پاسکتے ہیں، تم نے دیکھا کہ ایک سچ کی برکت سے کتنے فائدے حاصل ہوئے، قافلے والوں کا سامان واپس مل گیا، اُن کی جان بچ گئی، جو لوگ بری اور گندی زندگی گزار رہے تھے، وہ نیک بن گئے، اس لیے ہم بھی عہد کر لیں کہ کبھی جھوٹ نہ بولیں گے۔

ڈاکو، لوٹنے والا۔ آفت: دکھ، مصیبت۔ ڈاکہ مارتا: چھیننا، لوٹنا۔ عہد کرنا: پختہ ارادہ کرنا۔

Teach	20 Days in the	7 <sup>th</sup>	8 <sup>th</sup>	Month	Date	Teacher's signature	Parent's signature
-------	----------------	-----------------	-----------------	-------	------	---------------------	--------------------

## Lesson 9 صدقہ و خیرات کی فضیلت

پیارے نبی ﷺ نے فرمایا: ساری مخلوق اللہ کا کاتبہ ہے، اللہ کی نظر میں سب سے زیادہ محبوب وہ شخص ہے جو اس کی مخلوق کے ساتھ اچھا سلوک کرے۔ لہذا ہمیں چاہیے کہ غریبوں اور فقیروں کے لیے اپنے مال میں سے خوب خرچ کریں۔ پیارے نبی ﷺ نے فرمایا کہ صدقہ دینے سے مال کم نہیں ہوتا؛ [حدیث] کیونکہ جو شخص اللہ کے راستے میں خرچ کرتا ہے، اللہ تعالیٰ اسے غیب کے خزانے سے نوازتے ہیں اور اس پر رزق کے دروازے کھول دیتے ہیں،



آؤ تمہیں پیارے نبی ﷺ کی زبانی ایک سچا واقعہ سناتے ہیں۔

ایک دفعہ کا ذکر ہے کہ ایک آدمی کسی جنگل و بیابان میں کھڑا تھا کہ اس نے بادل میں سے ایک آواز سنی ”فلاں شخص کے باغ کو سیراب کرو۔“ بادل اس طرف چل پڑا اور ایک سیاہ پتھروں والی زمین میں جا کر برس اور سارا پانی ایک نالی میں جمع ہو گیا۔ وہ آدمی پانی کے پیچھے پیچھے چلتا رہا۔ پھر اس نے دیکھا کہ ایک آدمی اپنے باغ میں موجود ہے اور اپنی کدال سے پانی کو اپنے باغ میں پہنچا رہا ہے۔

اس شخص نے پوچھا: اے اللہ کے بندے! تیرا نام کیا ہے؟ باغ والے نے جواب میں وہی نام بتایا جو اس نے بادل میں سے سنا تھا۔ پھر باغ والے نے پوچھا: اے اللہ کے بندے! کیا بات ہے؟ تم نے میرا نام کیوں پوچھا؟

اس نے کہا: میں نے اس بادل میں سے جس کا یہ پانی ہے آواز سنی تھی کہ فلاں شخص کے باغ کو سیراب کرو، وہ آپ کا ہی نام تھا۔ تو ذرا بتائیے کہ آپ اس باغ میں کیا کرتے ہیں؟ باغ والے نے جواب دیا: میں اس زمین کی ساری پیداوار کا حساب لگاتا ہوں، پھر اس میں سے ایک تہائی حصہ صدقہ کر دیتا ہوں، ایک تہائی اپنے اہل و عیال کی ضرورت میں استعمال کرتا ہوں اور ایک تہائی اسی زمین میں لگا دیتا ہوں۔

بچو! اس واقعہ سے تم کو پتہ چل گیا ہوگا کہ صدقہ خیرات کرنے سے اللہ تعالیٰ کی مدد شامل حال ہوتی ہے اور ترقی حاصل ہوتی ہے، لہذا غریبوں پر صدقہ خیرات برابر کرتے رہو۔

کنبہ: خاندان۔ نوازنا: دینا، مہربانی کرنا۔ بیابان: جنگل، جہاں دور تک پانی اور درخت نہ ہو۔  
سیراب کرنا: پانی دینا۔ کدال: زمین کھودنے کا ایک نوک والا اوزار۔

Teach	20 Days in the	8 <sup>th</sup>	9 <sup>th</sup>	Month	Date	Teacher's signature	Parent's signature
-------	----------------	-----------------	-----------------	-------	------	---------------------	--------------------

Lesson 10

اللہ کی مخلوق پر رحم

بہت دنوں کی بات ہے، شہر غزنی میں ایک شخص رہتا تھا، اس کا نام تھا ”سبکتگین“، وہ اپنے قبیلے کا سردار تھا، مگر بہت نادار تھا، اس کی ملکیت میں ایک گھوڑے کے علاوہ کوئی چیز نہ تھی، وہ اپنا زیادہ تر وقت سیر و شکار میں صرف کرتا تھا۔

ایک دن وہ شکار کو جا رہا تھا، اچانک اس کی نظر ایک ہرنی اور اس کے بچے پر پڑی، سبکتگین نے گھوڑے کو ایڑ لگائی، گھوڑا اس کے پیچھے سرپٹ دوڑنے لگا، ہرنی اور اس کے بچے کو خطرے کی آہٹ محسوس ہوئی، دونوں جان بچا کر بھاگنے لگے۔ پر بچہ تو آخر بچہ ہی تھا، کتنا تیز بھاگ سکتا تھا، بالآخر سبکتگین نے اسے پکڑ لیا اور لے کر گھر کو روانہ ہوا۔

ہرنی بے چاری، مامتا کی ماری اپنی جان کو بھول گئی اور بچے کے لیے اس کے پیچھے ہوئی۔ گویا کہ وہ کہہ رہی ہو کہ میرا لخت جگر جب قید میں آ گیا تو میں آزاد رہ کر کیا کروں گی۔ اچانک سبکتگین کی نگاہ ہرنی پر پڑی، تو اس کے افسردہ چہرے اور لپٹائی ہوئی نگاہ کو دیکھ کر اسے رحم آ گیا۔ اور اس نے بچے کو قید سے رہا کر دیا، آزاد ہوتے ہی بچہ چھلا تلکس مارتا، اپنی ماں کے پاس پہنچا اور دونوں نے خوشی خوشی جنگل کی راہ لی۔

شب کو جب سبکتگین سویا تو اسے پیارے نبی ﷺ کی زیارت نصیب ہوئی، نبی ﷺ نے فرمایا: سبکتگین! تم نے ہرنی بے چاری پر رحم کیا، تمہارا یہ کام اللہ تعالیٰ کو بہت پسند آیا، تمہارا نام بادشاہوں کی فہرست میں درج کر لیا گیا ہے، اب تم عن قریب بادشاہ ہو جاؤ گے، لیکن دیکھو سلطنت ملنے پر مغرور مت ہو جانا، بلکہ اپنی رعایا کے ساتھ اسی طرح مہربانی کا سلوک کرنا۔

بچو! تمہیں تعجب ہو گا کہ اس کے کچھ ہی دنوں بعد سبکتگین کے دن پھر گئے، اللہ تعالیٰ نے اسے بادشاہت عطا فرمائی، اس واقعے کو اس نے ساری زندگی یاد رکھا اور اپنی رعایا کے ساتھ ہمیشہ شفقت و محبت کا برتاؤ کرتا رہا۔



نادار: غریب، محتاج۔ ملکیت: قبضہ۔ صرف: خرچ۔ سرپٹ: تیز دوڑنا۔ مامتا: ماں کی محبت۔  
لخت جگر: جگر کا ٹکڑا، پیاری اولاد۔ افسردہ: اداس، مر جھایا ہوا۔ رہا کرنا: آزاد کرنا۔ عن قریب: جلد ہی۔  
دن پھرنا: خوش حال ہونا۔

Teach 12 Days in the 9<sup>th</sup> Month

Lesson 11

سچائی

سچائی تمام اخلاقی خوبیوں کی جڑ ہے، سچائی اللہ تعالیٰ کی ایک صفت ہے، اس لیے اللہ کے پیارے نبی ﷺ کبھی جھوٹ کے قریب نہیں پھٹکتے تھے، سچ میں دونوں جہاں کی کامیابی ہے۔ دنیا میں بھی لوگ سچے آدمی کا اعتبار کرتے ہیں، عزت کی نظر سے دیکھتے ہیں اور آخرت میں بھی سچے لوگ نجات پائیں گے۔ سچ بولنے والا تمام برائیوں سے بچ جاتا ہے۔ ہم مسلمان ہیں، اللہ اور اس کے رسول ﷺ پر سچے دل سے ایمان لاتے ہیں، اسلام سچا دین ہے، ہمارے رسول اللہ ﷺ سچے تھے، ہمارا رب سچا ہے، اس کے وعدے سچے ہیں۔ ہمارے نبی ﷺ نے فرمایا: تم سچائی کو لازم پکڑو اور ہمیشہ سچ بولو؛ کیونکہ سچ بولنا نیکی کے راستے پر ڈال دیتا ہے اور نیکی جنت تک پہنچا دیتی ہے۔ اور آدمی جب ہمیشہ سچ بولتا ہے اور سچائی ہی کو اختیار کرتا ہے تو اس کا نام اللہ تعالیٰ کے یہاں سچوں کے رجسٹر میں لکھ دیا جاتا ہے۔ اور جھوٹ سے ہمیشہ بچتے رہو کیونکہ جھوٹ بولنے کی عادت آدمی کو برائی کے راستے پر ڈال دیتی ہے اور برائی اس کو دوزخ تک پہنچا دیتی ہے، اور آدمی جھوٹ بولنے کا عادی ہو جاتا ہے اور جھوٹ اختیار کر لیتا ہے تو اس کا یہ انجام ہوتا ہے کہ اللہ کے یہاں اس کا نام جھوٹوں کے ساتھ لکھ دیا جاتا ہے۔ رسول اللہ ﷺ نے فرمایا: ”سچائی جنت کے دروازوں میں سے ایک دروازہ ہے،“ نیز آپ ﷺ نے فرمایا: کہ سچائی اختیار کرو اس میں نجات اور سلامتی ہے، بھلے تمہیں ہلاکت نظر آئے۔“ لہذا ہمیشہ سچ بولو اور جھوٹ سے نفرت کرو۔

صفت: خوبی۔ عادی: وہ شخص جس کو کسی چیز کی عادت پڑ گئی ہو۔

Teach 15 Days in the 9<sup>th</sup> 10<sup>th</sup> Month

Date

Teacher's signature

Parent's signature

Lesson 11

وقت پر نماز پڑھو

اے مسلمانو! سنو دل سے ذرا  
وقت پر کرلو نماز اپنی ادا  
وقت آئے جس گھڑی پڑھ لو نماز  
یادِ حق سے ہو نہ ہرگز بے نیاز  
ظلمتِ دل دور کرتی ہے نماز  
نورِ ایماں دل میں بھرتی ہے نماز  
گر کرو گے تم نمازیں سب ادا  
بخش دے گا رب تمھاری سب خطا  
ترک کردی جان کر جس نے نماز  
اس کو ڈالے آگ میں وہ بے نیاز  
بس یہ اب لازم ہے تم کو مومنو  
فرضِ حق کو ترک ہرگز مت کرو

حق: خدائے تعالیٰ۔ بے نیاز: بے پروا۔ ظلمت: تاریکی، اندھیرا۔ ترک کرنا: چھوڑنا۔ لازم: ضروری، فرض۔

Teach 12 Days in the 10<sup>th</sup> Month

Date

Teacher's  
signature

Parent's  
signature



لکھنے کی مشق

اب اج ار با بب

اب اج ار با بب

اب اج ار با بب

اب اج ار با بب



# 5 - Language

[Urdu]

بد  
بر  
بع  
نج  
بس

## لکھنے کی مشق

بع بس بر بد بج

بع بس بر بد بج

بع بس بر بد بج

بع بس بر بد بج

Practise writing 10 Days in the 2<sup>nd</sup> 3<sup>rd</sup> Month

Date

Teacher's signature

Parent's signature

لکھنے کی مشق

بف بق بک بم بل  
بف بق بک بم بل  
بف بق بک بم بل  
بف بق بک بم بل



# 5 - Language

[Urdu]

بہ جب  
جا حد ج

لکھنے کی مشق

بہ جا جب حج حد

بہ جا جب حج حد

بہ جا جب حج حد

بہ جا جب حج حد

Practise writing 12 Days in the 3<sup>rd</sup> 4<sup>th</sup> Month Date Teacher's signature Parent's signature

لکھنے کی مشق

خر خش خط حق چل

خر خش خط حق چل

خر خش خط حق چل

خر خش خط حق چل

DEENIYAT

Practise writing 12 Days in the 4<sup>th</sup> Month





# 5 - Language

[Urdu]

خم  
زہ  
ب  
جہ  
رس

## لکھنے کی مشق

خم      جہ      دب      رس      زہ

خم      جہ      دب      رس      زہ

خم      جہ      دب      رس      زہ

خم      جہ      دب      رس      زہ

Practise writing 12 Days in the 4<sup>th</sup> 5<sup>th</sup> Month Date Teacher's signature Parent's signature

لکھنے کی مشق

سر

سد

سج

سب

سا

سر

سد

سج

سب

سا

سر

سد

سج

سب

سا

سر

سد

سج

سب

سا

DEENIYAT



# 5 - Language

[Urdu]

شش سق  
سگ سطح

لکھنے کی مشق

شش سق سع سگ

شش سق سع سگ

شش سق سع سگ

شش سق سع سگ

Practise writing 12 Days in the 6<sup>th</sup> Month

لکھنے کی مشق

سم سل صا صب صح

سم سل صا صب صح

سم سل صا صب صح

سم سل صا صب صح

DEENIYAT



# 5 - Language

[Urdu]

مر صر ضل  
ص ص  
ص ص

لکھنے کی مشق

مر صر ضل ص ص

مر صر ضل ص ص

مر صر ضل ص ص

مر صر ضل ص ص

DEENIYAT

Practise writing 12 Days in the 7<sup>th</sup> Month

Urdu



لکھنے کی مشق

ضم ظ ط ضہ ضہم  
ضم ظ ط ضہ ضہم  
ضم ظ ط ضہ ضہم  
ضم ظ ط ضہ ضہم

DEENIYAT



# 5 - Language

[Urdu]

ط  
ظ  
طس  
طع  
طف

## لکھنے کی مشق

طف

طع

طس

ظ

ط

طف

طع

طس

ظ

ط

طف

طع

طس

ظ

ط

طف

طع

طس

ظ

ط

Practise writing 10 Days in the 8<sup>th</sup> Month

لکھنے کی مشق

ع	ع	ع	ع	ط
ع	ع	ع	ع	ط
ع	ع	ع	ع	ط
ع	ع	ع	ع	ط

DEENIYAT



لکھنے کی مشق

کا	قم	فک	قح	قط
کا	قم	فک	قح	قط
کا	قم	فک	قح	قط
کا	قم	فک	قح	قط





# 5 - Language

[Urdu]

فت فر فح  
قص فدر فح

لکھنے کی مشق

قص

فر

فد

فح

فت

قص

فر

فد

فح

فت

قص

فر

فد

فح

فت

قص

فر

فد

فح

فت

DEENIYAT

Practise writing

12

Days in the

10<sup>th</sup>

Month

Date

Teacher's signature

Parent's signature

Urdu



# Questions



## Questions for the First Month

<b>Qur'aan</b>	Qira'atul Qur'aan	: There are how many letters of Qalqalah? : What are the letters of Qalqalah?
	Hifdhus Surahs	: Recite Suratul Maa'oon.
<b>Hadeeth</b>	Du'aa and Sunnah	: Recite the Du'aas before, during and after eating. : What are the Sunnah ways of eating?
<b>Aqaa'id (Beliefs) and Masaa'il (Rules)</b>	Aqaa'id (Beliefs)	Recite Al-Kalimatut Tayyibah, Al-Kalimatush Shahaadah, Al-Kalimatut Tamjeed and Al-Kalimatut Tauheed with the meanings.
	Salaah	: Recite the Tashahhud, the salutations and Ad-Du'aa-ul-Ma'thoorah.
<b>Islaamic Upbringing</b>	Islaamic Knowledge	: ① What are the most basic beliefs of Islaam? : ② What is the meaning of Aakhirah?
<b>Language</b>	Arabic	: What is Monday, Saturday and Thursday called in Arabic?

## Questions for the Second Month

<b>Qur'aan</b>	Qira'atul Qur'aan	: How are the Mushaddad letters recited?
	Hifdhus Surahs	: Recite in sequence from Suratul Feel to Suratun Naas.
<b>Hadeeth</b>	Du'aa and Sunnah	: Recite the Du'aa for entering the Masjid. : What are the Sunnah ways of entering the Masjid?
<b>Aqaa'id (Beliefs) and Masaa'il (Rules)</b>	Aqaa'id (Beliefs)	: Recite the Al-Kalimatul Istighfaar with its meaning.
	Salaah	: ① Is the Witr Salaah Fardh or Waajib? What must be done if it is missed? : ② When is the Witr Salaah performed?
<b>Islaamic Upbringing</b>	Islaamic Knowledge	: ① Which Sahabi was bathed by the angels? : ② For which Nabi was iron made soft?
<b>Language</b>	Urdu	: What are the meanings of اندریش اور کفارہ؟



# Questions



## Questions for the Third Month

<b>Qur'aan</b>	Qira'atul Qur'aan	① What is meant by Ghunnah? ② When is Ghunnah made? ③ There are how many letters of Musta'liyyah and how are they recited? ④ When is the Alif recited with a full or empty mouth?
	Hifdhus Surahs	: Recite the first five verses of Suratuz Zilzaal.
<b>Hadeeth</b>	Du'aa and Sunnah	Recite the Du'aas for leaving the Masjid and eating at someone's place. What are the sunnah ways of leaving the Masjid?
<b>Aqaa'id (Beliefs) and Masaa'il (Rules)</b>	Aqaa'id (Beliefs)	: Recite Al-Imaan-ul-Mujmal with the translation.
	Salaah	① What is the method of performing Witr Salaah? ② Will the Muqtadi recite Ad-Du'aa-ul-Qunoot with the Imaam in Witr Salaah during Ramadhaan?
<b>Islaamic Upbringing</b>	Islaamic Knowledge	① Which sahaabi was known as Ameenul Ummah, (the most trustworthy person of this Ummah)? ② Which Sahabi was known as Sayfullaah (the sword of Allaah)?
<b>Language</b>	Urdu	: What are the meanings of اشتہار، اعتبار اور مطالعہ ?

## Questions for the Fourth Month

<b>Qur'aan</b>	Qira'atul Qur'aan	: How will the letter Raa be recited when it has a fatha, kasrah or dhammah on it?
	Hifdhus Surahs	: Recite Suratuz Zilzaal.
<b>Hadeeth</b>	Du'aa and Sunnah	① What are the Sunnah ways of sleeping and waking up? ② Recite the Du'aa for the morning.
<b>Aqaa'id (Beliefs) and Masaa'il (Rules)</b>	Aqaa'id (Beliefs)	: Recite Al-Imaan-ul-Mufassal.
	Salaah	① Practically perform the Witr Salaah. ② Recite Ad-du'aa-ul-Qunoot.
<b>Islaamic Upbringing</b>	Islaamic Knowledge	① What was the name of the camel on which our Nabi ﷺ made the Hijrah? ② Which Sahabi was known as the lion of Allaah and His messenger?
<b>Language</b>	Urdu	: What are the meanings of خیر خواہ، عثماننا اور پرہیزگار ?





# Questions



## Questions for the Fifth Month

<b>Qur'aan</b>	Qira'atul Qur'aan	: When will the Raa Saakinah be recited with a full or an empty mouth?
	Hifdhus Surahs	: Recite the first five verses of Suratul Aadiyaat.
<b>Hadeeth</b>	Du'aa and Sunnah	: ① Recite the du'aa for the evening. ② Recite the du'aa when one becomes angry.
	Aqaa'id (Beliefs) and Masaa'il (Rules)	: Recite Al-Imaan-ul-Mufassal with the translation. ① Recite Ad-du'aa-ul-Qunoot. ② Can another du'aa be recited in the Witr Salaah in place of Ad-du'aa-ul-Qunoot? What is best to recite?
<b>Islaamic Upbringing</b>	Islaamic Knowledge	: ① Which Sahabi was known as the Mufasssir of the Qur'aan? ② What is the name of the well known graveyard in Madinah? ③ Who was the best Qaari from the Sahabah?
	Language	Urdu : What are the meanings of <i>ظلم و ستم کے پہاڑ ڈھانا، جاں نثار اور معمار</i> ?

## Questions for the Sixth Month

<b>Qur'aan</b>	Qira'atul Qur'aan	: When will the Raa Mushaddad be recited with a full or an empty mouth?
	Hifdhus Surahs	: Recite Suratul Aadiyaat.
<b>Hadeeth</b>	Hifdhu Hadeeth	: Recite from Hadeeth one to Hadeeth eleven.
<b>Aqaa'id (Beliefs) and Masaa'il (Rules)</b>	Al-Asmaa-ul-husna	: Recite the names of Allaah from <i>الْعَفْوُورُ هُوَ اللهُ الَّذِي</i> .
	Masaa'il (Rules)	: ① What are the faraa'idh of salaah? ② How many Rakaahs are there in the Isha salaah?
<b>Islaamic Upbringing</b>	Seerah	: ① What was the condition of the world before our Nabi ﷺ? ② Who found the well of Zamzam?
	Language	Urdu : What are the meanings of <i>دستانہ، جاں باز اور حوصلہ افزائی</i> ?



# Questions



## Questions for the Seventh Month

Qur'aan	Qira'atul Qur'aan	: When will the letter Laam in the word Allaah be recited with a full or an empty mouth ?
	Hifdhus Surahs	: Recite the first seven verses of Suratul Qaari'ah.
Hadeeth	Hifdhul Hadeeth	: Recite Hadeeth twelve and Hadeeth thirteen.
Aqaa'id (Beliefs) and Masaa'il (Rules)	Al-Asmaa-ul-husna	: Recite the names of Allaah from <b>هُوَ اللهُ الَّذِي</b> to <b>الْحَفِيظُ</b> .
	Masaa'il (Rules)	: What are the six Sunnah ways of wudhu.
Islaamic Uprising	Seerah	① How did our Nabi ﷺ behave with the children of Haleemah رَضِيَّةُ ؟ ② Describe the youth of our Nabi ﷺ ? ③ Who was Khadeejah رَضِيَّةُ .
Language	Urdu	: What are the meanings of <b>دیکھی، جراب، عہد کرنا اور ڈاکہ مارنا</b> ?

## Questions for the Eighth Month

Qur'aan	Qira'atul Qur'aan	: ① What is Al-Madd Muttasil and Al-Madd Munfasil? ② Which Madd is found in <b>دَا بَّةُ، اَلشَّيْ</b> ?
	Hifdhus Surahs	: Recite Suratul Qaari'ah and the first five verses of Suratut Takaathur.
Hadeeth	Hifdhul Hadeeth	: Recite Hadeeth Fourteen and Hadeeth Fifteen.
Aqaa'id (Beliefs) and Masaa'il (Rules)	Al-Asmaa-ul-husna	: Recite the names of Allaah from <b>اَلْكُرِّيْمُ</b> to <b>هُوَ اللهُ الَّذِي</b> .
	Masaa'il (Rules)	: What are the Sunnah ways of wudhu.
Islaamic Uprising	Seerah	① What happened when the Black Stone was to be replaced on the wall of the Kabah and what was the decision made by Nabi Muhammad ﷺ ? ② What was our Nabi ﷺ inviting the people to? ③ What did our Nabi ﷺ tell the people when he called them to the hill?
Language	Urdu	: What are the meanings of <b>کنبد، بیابان، سیراب کرنا</b> ?





# Questions



## Questions for the Ninth Month

<b>Qur'aan</b>	Hifdhus Surahs	: Recite Suratut Takaathur and Suratul Asr.
<b>Hadeeth</b>	Hifdhul Hadeeth	: Recite hadeeth sixteen, seventeen and eighteen.
<b>Aqaa'id (Beliefs) and Masaa'il (Rules)</b>	Al-Asmaa -ul-husna	: Recite the names of Allaah from <b>اَلْحَكِيْمُ</b> to <b>هُوَ اللهُ الَّذِي</b> .
	Masaa'il (Rules)	: What are the Sunnah ways of bathing?
<b>Islaamic Upbringing</b>	Seerah	① What did Abu Taalib say to Nabi Muhammad ﷺ and what was his reply? ② What hardships did the Muslims bear in the Valley of Abu Taalib? ③ What did Ja'far ؑ say in his speech to Najaashi?
<b>Language</b>	Urdu	: What are the meanings of <b>نادر صرف اور دن پھرنا</b> ?

## Questions for the Tenth Month

<b>Qur'aan</b>	Hifdhus Surahs	: Recite Suratul Humazah.
<b>Hadeeth</b>	Hifdhul Hadeeth	: Recite Hadeeth nineteen and Hadeeth twenty.
<b>Aqaa'id (Beliefs) and Masaa'il (Rules)</b>	Al-Asmaa -ul-husna	: Recite the names of Allaah from <b>اَلشَّهِيدُ</b> to <b>هُوَ اللهُ الَّذِي</b> .
	Masaa'il (Rules)	: What are the things that break the wudhu?
<b>Islaamic Upbringing</b>	Seerah	① Describe the journey of Mi'raaj. ② Briefly explain the Hijrah to Madinah.
<b>Language</b>	Urdu	: What are the meanings of <b>صفت، ظلمت اور ترک کرنا</b> ?



# Salaah Chart



## JANUARY

Date	F	Z	A	M	I
1	F	Z	A	M	I
2	F	Z	A	M	I
3	F	Z	A	M	I
4	F	Z	A	M	I
5	F	Z	A	M	I
6	F	Z	A	M	I
7	F	Z	A	M	I
8	F	Z	A	M	I
9	F	Z	A	M	I
10	F	Z	A	M	I
11	F	Z	A	M	I
12	F	Z	A	M	I
13	F	Z	A	M	I
14	F	Z	A	M	I
15	F	Z	A	M	I
16	F	Z	A	M	I
17	F	Z	A	M	I
18	F	Z	A	M	I
19	F	Z	A	M	I
20	F	Z	A	M	I
21	F	Z	A	M	I
22	F	Z	A	M	I
23	F	Z	A	M	I
24	F	Z	A	M	I
25	F	Z	A	M	I
26	F	Z	A	M	I
27	F	Z	A	M	I
28	F	Z	A	M	I
29	F	Z	A	M	I
30	F	Z	A	M	I
31	F	Z	A	M	I

## FEBRUARY

Date	F	Z	A	M	I
1	F	Z	A	M	I
2	F	Z	A	M	I
3	F	Z	A	M	I
4	F	Z	A	M	I
5	F	Z	A	M	I
6	F	Z	A	M	I
7	F	Z	A	M	I
8	F	Z	A	M	I
9	F	Z	A	M	I
10	F	Z	A	M	I
11	F	Z	A	M	I
12	F	Z	A	M	I
13	F	Z	A	M	I
14	F	Z	A	M	I
15	F	Z	A	M	I
16	F	Z	A	M	I
17	F	Z	A	M	I
18	F	Z	A	M	I
19	F	Z	A	M	I
20	F	Z	A	M	I
21	F	Z	A	M	I
22	F	Z	A	M	I
23	F	Z	A	M	I
24	F	Z	A	M	I
25	F	Z	A	M	I
26	F	Z	A	M	I
27	F	Z	A	M	I
28	F	Z	A	M	I
29	F	Z	A	M	I

## MARCH

Date	F	Z	A	M	I
1	F	Z	A	M	I
2	F	Z	A	M	I
3	F	Z	A	M	I
4	F	Z	A	M	I
5	F	Z	A	M	I
6	F	Z	A	M	I
7	F	Z	A	M	I
8	F	Z	A	M	I
9	F	Z	A	M	I
10	F	Z	A	M	I
11	F	Z	A	M	I
12	F	Z	A	M	I
13	F	Z	A	M	I
14	F	Z	A	M	I
15	F	Z	A	M	I
16	F	Z	A	M	I
17	F	Z	A	M	I
18	F	Z	A	M	I
19	F	Z	A	M	I
20	F	Z	A	M	I
21	F	Z	A	M	I
22	F	Z	A	M	I
23	F	Z	A	M	I
24	F	Z	A	M	I
25	F	Z	A	M	I
26	F	Z	A	M	I
27	F	Z	A	M	I
28	F	Z	A	M	I
29	F	Z	A	M	I
30	F	Z	A	M	I
31	F	Z	A	M	I

Parent's signature

Teacher's signature

Parent's signature

Teacher's signature

Parent's signature

Teacher's signature

If the student has already performed the salaah whether with jama'ah or without Aadaa or Qadhaa, in every case, make this  mark.



# Salaah Chart



## APRIL

Date	F	Z	A	M	I
1	F	Z	A	M	I
2	F	Z	A	M	I
3	F	Z	A	M	I
4	F	Z	A	M	I
5	F	Z	A	M	I
6	F	Z	A	M	I
7	F	Z	A	M	I
8	F	Z	A	M	I
9	F	Z	A	M	I
10	F	Z	A	M	I
11	F	Z	A	M	I
12	F	Z	A	M	I
13	F	Z	A	M	I
14	F	Z	A	M	I
15	F	Z	A	M	I
16	F	Z	A	M	I
17	F	Z	A	M	I
18	F	Z	A	M	I
19	F	Z	A	M	I
20	F	Z	A	M	I
21	F	Z	A	M	I
22	F	Z	A	M	I
23	F	Z	A	M	I
24	F	Z	A	M	I
25	F	Z	A	M	I
26	F	Z	A	M	I
27	F	Z	A	M	I
28	F	Z	A	M	I
29	F	Z	A	M	I
30	F	Z	A	M	I

Parent's  
signature

Teacher's  
signature

## MAY

Date	F	Z	A	M	I
1	F	Z	A	M	I
2	F	Z	A	M	I
3	F	Z	A	M	I
4	F	Z	A	M	I
5	F	Z	A	M	I
6	F	Z	A	M	I
7	F	Z	A	M	I
8	F	Z	A	M	I
9	F	Z	A	M	I
10	F	Z	A	M	I
11	F	Z	A	M	I
12	F	Z	A	M	I
13	F	Z	A	M	I
14	F	Z	A	M	I
15	F	Z	A	M	I
16	F	Z	A	M	I
17	F	Z	A	M	I
18	F	Z	A	M	I
19	F	Z	A	M	I
20	F	Z	A	M	I
21	F	Z	A	M	I
22	F	Z	A	M	I
23	F	Z	A	M	I
24	F	Z	A	M	I
25	F	Z	A	M	I
26	F	Z	A	M	I
27	F	Z	A	M	I
28	F	Z	A	M	I
29	F	Z	A	M	I
30	F	Z	A	M	I
31	F	Z	A	M	I

Parent's  
signature

Teacher's  
signature

## JUNE

Date	F	Z	A	M	I
1	F	Z	A	M	I
2	F	Z	A	M	I
3	F	Z	A	M	I
4	F	Z	A	M	I
5	F	Z	A	M	I
6	F	Z	A	M	I
7	F	Z	A	M	I
8	F	Z	A	M	I
9	F	Z	A	M	I
10	F	Z	A	M	I
11	F	Z	A	M	I
12	F	Z	A	M	I
13	F	Z	A	M	I
14	F	Z	A	M	I
15	F	Z	A	M	I
16	F	Z	A	M	I
17	F	Z	A	M	I
18	F	Z	A	M	I
19	F	Z	A	M	I
20	F	Z	A	M	I
21	F	Z	A	M	I
22	F	Z	A	M	I
23	F	Z	A	M	I
24	F	Z	A	M	I
25	F	Z	A	M	I
26	F	Z	A	M	I
27	F	Z	A	M	I
28	F	Z	A	M	I
29	F	Z	A	M	I
30	F	Z	A	M	I

Parent's  
signature

Teacher's  
signature





# Salaah Chart



## JULY

Date	F	Z	A	M	I
1	F	Z	A	M	I
2	F	Z	A	M	I
3	F	Z	A	M	I
4	F	Z	A	M	I
5	F	Z	A	M	I
6	F	Z	A	M	I
7	F	Z	A	M	I
8	F	Z	A	M	I
9	F	Z	A	M	I
10	F	Z	A	M	I
11	F	Z	A	M	I
12	F	Z	A	M	I
13	F	Z	A	M	I
14	F	Z	A	M	I
15	F	Z	A	M	I
16	F	Z	A	M	I
17	F	Z	A	M	I
18	F	Z	A	M	I
19	F	Z	A	M	I
20	F	Z	A	M	I
21	F	Z	A	M	I
22	F	Z	A	M	I
23	F	Z	A	M	I
24	F	Z	A	M	I
25	F	Z	A	M	I
26	F	Z	A	M	I
27	F	Z	A	M	I
28	F	Z	A	M	I
29	F	Z	A	M	I
30	F	Z	A	M	I
31	F	Z	A	M	I

## AUGUST

Date	F	Z	A	M	I
1	F	Z	A	M	I
2	F	Z	A	M	I
3	F	Z	A	M	I
4	F	Z	A	M	I
5	F	Z	A	M	I
6	F	Z	A	M	I
7	F	Z	A	M	I
8	F	Z	A	M	I
9	F	Z	A	M	I
10	F	Z	A	M	I
11	F	Z	A	M	I
12	F	Z	A	M	I
13	F	Z	A	M	I
14	F	Z	A	M	I
15	F	Z	A	M	I
16	F	Z	A	M	I
17	F	Z	A	M	I
18	F	Z	A	M	I
19	F	Z	A	M	I
20	F	Z	A	M	I
21	F	Z	A	M	I
22	F	Z	A	M	I
23	F	Z	A	M	I
24	F	Z	A	M	I
25	F	Z	A	M	I
26	F	Z	A	M	I
27	F	Z	A	M	I
28	F	Z	A	M	I
29	F	Z	A	M	I
30	F	Z	A	M	I
31	F	Z	A	M	I

## SEPTEMBER

Date	F	Z	A	M	I
1	F	Z	A	M	I
2	F	Z	A	M	I
3	F	Z	A	M	I
4	F	Z	A	M	I
5	F	Z	A	M	I
6	F	Z	A	M	I
7	F	Z	A	M	I
8	F	Z	A	M	I
9	F	Z	A	M	I
10	F	Z	A	M	I
11	F	Z	A	M	I
12	F	Z	A	M	I
13	F	Z	A	M	I
14	F	Z	A	M	I
15	F	Z	A	M	I
16	F	Z	A	M	I
17	F	Z	A	M	I
18	F	Z	A	M	I
19	F	Z	A	M	I
20	F	Z	A	M	I
21	F	Z	A	M	I
22	F	Z	A	M	I
23	F	Z	A	M	I
24	F	Z	A	M	I
25	F	Z	A	M	I
26	F	Z	A	M	I
27	F	Z	A	M	I
28	F	Z	A	M	I
29	F	Z	A	M	I
30	F	Z	A	M	I

Parent's signature

Teacher's signature

Parent's signature

Teacher's signature

Parent's signature

Teacher's signature



# Salaah Chart



## OCTOBER

Date	F	Z	A	M	I
1	F	Z	A	M	I
2	F	Z	A	M	I
3	F	Z	A	M	I
4	F	Z	A	M	I
5	F	Z	A	M	I
6	F	Z	A	M	I
7	F	Z	A	M	I
8	F	Z	A	M	I
9	F	Z	A	M	I
10	F	Z	A	M	I
11	F	Z	A	M	I
12	F	Z	A	M	I
13	F	Z	A	M	I
14	F	Z	A	M	I
15	F	Z	A	M	I
16	F	Z	A	M	I
17	F	Z	A	M	I
18	F	Z	A	M	I
19	F	Z	A	M	I
20	F	Z	A	M	I
21	F	Z	A	M	I
22	F	Z	A	M	I
23	F	Z	A	M	I
24	F	Z	A	M	I
25	F	Z	A	M	I
26	F	Z	A	M	I
27	F	Z	A	M	I
28	F	Z	A	M	I
29	F	Z	A	M	I
30	F	Z	A	M	I
31	F	Z	A	M	I

Parent's  
signature

Teacher's  
signature

## NOVEMBER

Date	F	Z	A	M	I
1	F	Z	A	M	I
2	F	Z	A	M	I
3	F	Z	A	M	I
4	F	Z	A	M	I
5	F	Z	A	M	I
6	F	Z	A	M	I
7	F	Z	A	M	I
8	F	Z	A	M	I
9	F	Z	A	M	I
10	F	Z	A	M	I
11	F	Z	A	M	I
12	F	Z	A	M	I
13	F	Z	A	M	I
14	F	Z	A	M	I
15	F	Z	A	M	I
16	F	Z	A	M	I
17	F	Z	A	M	I
18	F	Z	A	M	I
19	F	Z	A	M	I
20	F	Z	A	M	I
21	F	Z	A	M	I
22	F	Z	A	M	I
23	F	Z	A	M	I
24	F	Z	A	M	I
25	F	Z	A	M	I
26	F	Z	A	M	I
27	F	Z	A	M	I
28	F	Z	A	M	I
29	F	Z	A	M	I
30	F	Z	A	M	I

Parent's  
signature

Teacher's  
signature

## DECEMBER

Date	F	Z	A	M	I
1	F	Z	A	M	I
2	F	Z	A	M	I
3	F	Z	A	M	I
4	F	Z	A	M	I
5	F	Z	A	M	I
6	F	Z	A	M	I
7	F	Z	A	M	I
8	F	Z	A	M	I
9	F	Z	A	M	I
10	F	Z	A	M	I
11	F	Z	A	M	I
12	F	Z	A	M	I
13	F	Z	A	M	I
14	F	Z	A	M	I
15	F	Z	A	M	I
16	F	Z	A	M	I
17	F	Z	A	M	I
18	F	Z	A	M	I
19	F	Z	A	M	I
20	F	Z	A	M	I
21	F	Z	A	M	I
22	F	Z	A	M	I
23	F	Z	A	M	I
24	F	Z	A	M	I
25	F	Z	A	M	I
26	F	Z	A	M	I
27	F	Z	A	M	I
28	F	Z	A	M	I
29	F	Z	A	M	I
30	F	Z	A	M	I
31	F	Z	A	M	I

Parent's  
signature

Teacher's  
signature





# Monthly Attendance, Absence and the Fee Chart

MONTHS	Total days	Present	Absent	Fees	Teacher's signature	Parent's signature
JANUARY						
FEBRUARY						
MARCH						
APRIL						
MAY						
JUNE						
JULY						
AUGUST						
SEPTEMBER						
OCTOBER						
NOVEMBER						
DECEMBER						

Responsible person's signature \_\_\_\_\_